



*the Australian*

# GYMNAST



Registered by Australia Post. Publication No. VBQ561





Competition gymnastic shoes reward the wearer with Olympic standard quality. Supple tearproof uppers, with elastic tops and stretch insert, engineer a precision fit. (Floor exercise model features elastic ankle strap.)

Full moccasin construction provides outstanding flexibility while the rubber reinforced forefoot and heel-area act for better grip and traction.

adidas Competition Gymnastic Shoes. They bend over backwards... forwards ... sideways.

adidas 

adidas  gymnastic shoes  
bend over backwards.

AD1058/Y&RME1

the *australian*

# GYMNAST

The official magazine of the Australian Gymnastic Federation

**SUMMER 1990/91**  
**VOLUME No. 16**  
**ISSUE No. 4**

Annual Subscription: \$16 per year  
Individual Copy: \$6  
Overseas: \$21

## CONTENTS

Editorial	4
President's Report	4
World Cup Highlights	6
Junior Boys Hong Kong Tour	12
Gymkit Launch Victoria	14
Cathy MacIntosh	18
Gymnastic Tidbits	21
Results	22
Stop Press	30

### HAVE YOU CHANGED YOUR ADDRESS????

Please notify us by writing to:

**THE AUSTRALIAN GYMNAST**  
2-6 Redwood Drive, Dingley, Vic. 3172

Limited back issues of The Australian Gymnast are still available. Write to A.G.F. Office—2-6 Redwood Drive, Dingley, Vic. 3172.

Viewpoints and opinions expressed in articles appearing in The Australian Gymnast are those of the authors. The Publishers accept no responsibility for the information supplied or the changes subsequent to the date of publication.

The Australian Gymnast is published quarterly in Melbourne and printed by:

ENNIS & JARRETT PTY. LTD.  
35 Advantage Road, Highett, 3190.

### SUBSCRIPTION FEES FOR 1991

Annual Subscription:	\$18 per year
Individual Copy:	\$6
Overseas:	\$21
NOTE: Overseas subscribers please forward payment in Australian Dollars.	

### ACKNOWLEDGEMENTS and CREDITS

- President  
\* Jim Barry
- Executive Director/Publisher  
\* Peggy Browne
- Correspondent  
\* Peter Hassan
- AGF Board Elected Delegates  
\* Dolores Martin  
\* Bob Wherrett  
\* Steve Chetkovich
- M.A.G. Technical Director  
\* Ken Williamson
- W.A.G. Technical Director  
\* Kym Dowdell
- R.S.G. Technical Director  
\* Margaret Lanz
- Development Director  
\* Peter Murden
- Overseas Contributor  
\* Mandi Shields-Rinaldi
- Photographers  
\* Warwick Forbes  
\* Ross Gould  
\* Peter Meyers  
\* Eileen Langsley
- Acknowledgements  
\* Acromat  
\* adidas  
\* Australian Institute of Sport  
\* Ansett  
\* ANZ National Training Squad Programme  
\* Australian Sports Commission  
\* Australian Olympic Committee  
\* Ennis & Jarrett Pty Ltd  
\* Qantas  
\* Rothmans Foundation-National Sports Division  
\* Southern Pacific Hotel Corporation
- Printers  
\* Ennis & Jarrett Pty Ltd

Front Cover: World Cup Champions.  
Top L: Oksana Skaldina, USSR; Bottom L: Tatiana Lysenko, USSR; Right: Valeri Belenki, USSR. Photographs courtesy Eileen Langsley.



## EXECUTIVE DIRECTOR'S REPORT



It was a pleasure indeed to watch the World Cup in Artistic and Rhythmic Gymnastics in Belgium. Not only did we see high quality gymnastics but also fair judging. To make another attempt to overcome the potential for collaboration in the judging panels, the Executive Committee of the FIG tried an experiment with using the six scores of the panel judges and having two Head Judges with a member of the Executive Committee acting as a Control Commission. In this regard, the Head Judges were not able to alter scores but only monitor the panel scores for being in range etc. Any alteration of scores had to be in agreement with the Executive Committee member who was also on the Control Commission.

What we saw were correct marks and the correct application of the Code almost without exception. For example, Andreas Wecker of Germany brushed his knee slightly on the dismount landing from the horizontal bar and had clearly left out some of the moves we had come to associate with his routine. He was penalised accordingly and was received a mark of 9.475.

Coupled with the correct application of the Code and the Control Commission's work, were the increasing penalties for judges perceived to be incompetent in applying the Code, collaborating with other judges, or marking unreasonably high on their own gymnasts. Problems in these areas now result in a stiffer penalty such as ultimately being removed from the judging panel for FIG International events for one or two years. In fact these penalties were applied and; some judges were warned, and others actually removed for a nominated period of time.

With these penalties in place, no nation can afford to have their judges removed from International competition.

Obviously, the concentration of this judging system will be of great benefit to Australia because of the competency and fairness of the Australian judges. They have not been named in any of the Technical Assemblies for being grossly deviant from flashed scores, collaboration or high marks on their own gymnasts. They have clearly proven that their knowledge of the Code is certainly world class.

Next year in March a Judging Symposium will be held to consider the whole judging system and I believe it is important for Australia to make a contribution to this particular symposium based on their experience and certainly expertise.

On the other side, it is encouraging that those who work to publicise gymnastics will now feel confident in explaining that the marks given to the gymnasts are what they clearly deserve and that we no longer have to be embarrassed by what clearly was incorrect marking based on political judging in the past. It was an encouraging step in 1990 and we look forward to full application of this in 1991, our Olympic selection year.

**Peggy Browne**  
Executive Director

## PRESIDENT'S REPORT



The biannual Congress of the International Gymnastic Federation (FIG) held in Frankfurt Germany in October lived up to its billing as a crossroads for gymnastics in the area of competition.

However, as expected, the new International competition programme and format will impact on Australia and once again cause us to re-evaluate our domestic calendar and the Technical Committees to review their elite development plans.

Artistic World Championships have traditionally been held every two years with these competitions involved. A teams event with compulsory exercises Competition 1A and Optional Exercises 1B. This competition qualifies gymnasts on to the subsequent events. Competition II Individual All Around

Championship for 36 gymnasts. Competition III Individual Event (Apparatus) Finals for the top 8 gymnasts in each apparatus. The Rhythmic World Championships follow a similar pattern to Artistic and for the purpose of this explanation will not be mentioned again. The above format will be called a "complete" World Championship for simplicity.

These changes I am about to describe are television or revenue driven. The FIG Executive Committee's challenge was to present them in a balanced manner to the General Assembly.

The Marketing Commission negotiated the basis of the format with television companies with a view to maximising revenue. The Executive "hammered" out a competition format which the Congress accepted, but not without a great deal of persuasion particularly from the entrenched European Union.

The new principles were:

- \* To have a World Championship every year.
- \* For it to be "open" to every Federation.
- \* To remove the World Cup to World Championship.
- \* To split in some years individual from team Championships.
- \* To have some "closed" television events.
- \* To change from the October Northern Fall to April or the Northern Spring to ensure "live" broadcast in North America.
- \* Olympic Qualification would remain the "one shot qualification" through a complete World Championships, approximately 12 months prior to the Olympic Games.
- \* Compulsory Exercises to remain on a basis to be discussed at a future seminar.
- \* Specialisation on apparatus would be allowed to keep gymnasts in the sport for a larger period.

Another major innovation was for the FIG to embrace professional exhibitions and or competitions.

The new Artistic World Championship competition format will look something like the following once the FIG Technical and Executive Committee's have considered the detail.

1991	Complete World Championship	"Open"	September Indianapolis
1991	A special TV Individual event may be conducted	"Closed"	April
1992	Competition III	"Open"	April
1992	Olympic Games	Qualified-Closed	July Barcelona
1993	Competition II & III	"Open"	April
1994	Competition III	"Open"	April
1994	Competition 1A & 1B & II.	Special system	September-October
NB: Competition II may be held with Competition III			
1995	A special TV Individual event may be conducted	"Open"	April
1995	Complete World Championship	"Open"	September-Sabae, Japan
1996	Competition III	"Open"	April
1996	Olympic Games	Qualified-Closed	July Atlanta

For those who are familiar with gymnastics, they will appreciate the impact of these changes and the impact on our current elite development plan.

The revenue change to the FIG will be more than double the current television contribution from the ABC (USA) contract. The FIG is committed to returning the benefit to both participating Federations and for development throughout the world.

These are indeed exciting times and we in Australia must grasp the initiative to capitalise on the changes.

May I use this forum to express the Federations appreciation for everyone's contribution to our sport in 1990.



I look forward to working with you in what will be the start of our exciting new era.

Happy New Year.

**James E. Barry**  
President


**Travelodge**  
SOUTHERN PACIFIC HOTEL CORPORATION

**OUR OFFICIAL  
HOTEL**




Competition included 20 men, 19 women and 19 rhythmic competitors plus 9 groups

*Above L: Samantha Ferrari, Italy  
Above R: Neil Thomas, G.B.  
Below: Lance Ringnald, USA*




Photographs courtesy Eileen Langsley



Panels of six judges were used for all three disciplines; in the case of the men for the first time

Only the panel judges marks were used and the Head Judges were used as part of a Control Commission along with one member of the FIG Executive


Huang Luping (CHN) and Scherbo (URS) both performed a double layout on floor with a twist in the second phase



Jean Claude Legras (FRA) dismounted from rings by crossing the rings then doing a giant swing to double back somersault

Belenki (URS) on parallel bars performed a giant swing to diamodov

Nishikawa (JPN) on high bar performed a full twisting stalder and on floor performed a high double layout




Above L: Valeri Belenki, USSR

Above R: Li Jing, CHN


This Photo: Alexandra Timochenko, USSR

Photographs courtesy Eileen Langsley


Top: Svetlana Boginskaya, USSR  
Bottom: Erika Akiyama, JPN



Top: Oksana Skaldina, USSR  
Bottom: Mary Fuzesi, CAN




Photographs courtesy Eileen Langsley



Henrietta Onodi (HUN), a favourite with the crowd, had the longest routines with more elements than anyone in the competition

Eva Rueda (SPN) performed high double layouts on both the uneven bars and floor

The two German male gymnasts competed under one flag and wore bright pink leotards




Li Li (CHN) performed an original connection on the uneven bars by performing a German uprising

Tatiana Lysenko (URS) on floor performed an arabian double front somersault and also a double back to punch front immediate step round off back flip punch front; she finished her routine with a full in



# JUNIOR BOYS HONG KONG TOUR




Outside the Jubilee Sports Centre entrance. The Australian Contingent.  
Back Row: Lindsay Nylund, Ted Mand, David Hardman, Nic Short.  
Middle Row: Eddie Holloway, Jade Koulouvi, Damien Crozier, Darin Inkster, Daniel Grigson, Peter Nugent.  
Front Row: Wade Peterson, Corey Johnson, Brenden Mand, Mark Read, Nathan Kingston, Bryan Cooper.

- 6 boys from U/16 yrs ) travel to Hong Kong
- 6 boys from U/14 yrs ) to train and compete
- Competition was between Australia (3 teams), China (2 teams) plus Hong Kong.
- China finished in top 8 places with the exception of Nathan Kingston who finished 5th.
- Competition was judged on FIG rules.
- Brendan Mand finished 10th, Corey Johnson, 11th and Daniel Grigson equal 12th.
- Boys stayed at Jubilee Sports Centre where they trained, studied, ate and competed.
- Team took a day trip into China and trained with a regional team.




Left: Australian Flag flying at the Jubilee Sports Centre, signifying that we were in residence.  
Below: David Hardman, Jim Wilson, Lindsay Nylund, Nic Short at the 'Jockey Club' Shatin New Territories Race Course.



Officials from Guizhou (Chinese Northern Province). They invited us to China for competition. They won the competition in H.K.



Australian, Hong Kong and Chinese gymnasts at Repulse Bay. Day tour of H.K.



One of the guys who showed us what gymnastics is all about. Particularly with respect to difficulty. Swapping of 'T' shirts was popular.

## RESULTS: JUNIOR BOYS TOUR—HONG KONG

Team	Name	Floor	P.Horse	Rings	Vault	P.Bar	H.Bar	Total	Aust. Place	Comp. Place
AUST.1	B. Cooper	8.30	7.10	7.00	8.20	8.80	9.20	48.60	5	15
	N. Kingston	8.05	9.10	8.60	8.50	8.15	9.00	51.40	1	5
	B. Mand	8.25	8.50	8.60	8.15	8.10	8.90	50.50	2	10
	C. Johnson	8.60	8.75	7.50	7.75	8.40	9.10	50.10	3	11
AUST.2	D. Crozier	8.70	6.50	7.00	8.05	7.90	8.00	46.15	9	20
	M. Read	8.90	6.30	7.20	8.35	8.20	8.10	47.05	7	17
	D. Grigson	8.15	8.00	8.20	7.70	8.25	8.50	48.80	4	=12
	E. Holloway	8.00	5.70	7.50	7.45	8.30	8.20	45.15	10	21
AUST.3	P. Nugent	7.80	5.70	6.60	7.80	7.00	7.20	42.10	11	22
	W. Peterson	7.15	5.10	7.40	7.30	7.60	6.70	41.25	12	23
	J. Koulouvi	7.80	6.10	8.30	7.90	8.60	7.70	46.40	8	18
	D. Inkster	8.65	7.40	7.40	8.15	8.10	7.70	47.30	6	16
CHINA GUIZOUH	A	8.45	8.00	8.50	8.45	7.50	7.90	48.80	=12	
	B	8.50	8.90	8.40	8.95	8.30	8.10	51.15	7	
	C	9.15	8.80	8.40	8.55	8.95	9.50	53.35	3	
	D	9.00	8.40	8.70	9.20	9.50	9.60	54.40	1	
CHINA KWEI-CHOW	E	9.00	9.20	8.10	8.85	8.70	9.40	53.25	4	
	F	9.10	9.40	8.60	8.40	8.80	9.10	53.40	2	
	G	8.90	8.80	8.20	7.80	8.75	8.90	51.35	6	
	H	8.45	8.70	8.30	8.10	8.20	9.20	50.95	8	
HONG KONG	Wong Kim Fai	7.85	8.70	8.50	8.80	8.60	8.10	50.55	9	
	Lok Chung Yuen	8.40	7.30	8.50	8.65	7.00	8.90	48.75	14	
	Lee Tak Ming	8.10	7.75	6.90	8.50	6.20	8.80	46.25	19	
	Leung Knok Keung	7.80	5.00	5.00	8.20	5.40	6.50	37.90	24	

# Around the States: Gymkit Launch Victoria

Victorian Gymnastic Association  
Addressing Gymnastics in the Primary School  
Thanks to the sponsorship received from the Victorian Health Promotion Foundation, the Victorian Gymnastic Association has developed a Project specifically designed to target Primary Schools and primary-aged children.

*"Vic Health" is a Foundation established under the Tobacco Act (1987) to distribute funds raised by a levy on the wholesale sales of tobacco products. This levy raises approximately \$23 million dollars a year of which 30% is used annually for sports sponsorship.*

The sponsorship contract was signed on the 19th February 1990 with Vic Health selecting 'Life. Be in it' as its representative sponsor, whose healthy lifestyle messages the "Gymnastics in Schools" Project is to promote. It is upon the success of this health message promotion that the Project's overall success is to be judged.

The funding given by the Foundation is budgetted in the contract to cover:

- \* The employment of a Gymnastics Project Co-ordinator.
- \* The development and production of the GYMKIT (a new hands-on Gymnastics resource for Primary teachers).

## WHAT IS THE "GYMNASTICS IN SCHOOLS" PROJECT?

The "Gymnastics in Schools" Project is viewed as having a three year time line in order to achieve the following objectives:

1. To increase the quality and quantity of Gymnastics featured within the Primary School program.
2. To increase the number of children participating in Gymnastics at club level.
3. To be seen by clubs as actively promoting sound grass-roots Gymnastics programmes in schools, as well as to enhance direct benefits to clubs.
4. To increase the number of registered gymnasts in Victoria.

In this, the Project's first year, a number of initiatives have been developed, which include:

- \* Statewide Primary Teacher In-services.
- \* Servicing Aussie Sport, ACHPER and Department of Sport and Recreation Education and Student Clinic Programmes.
- \* 'Life. Be in it'—"Come n Try" Gymnastics Days held in conjunction with existing Festivals across Victoria.
- \* Distribution of a "Come n Join" a Gym Club Promotional flyer.
- \* Development of Gymnastics Resource Clubs to assist with the promotion of Gymnastics in the local community.

- \* Distribution of a School Services flyer to advertise Clubs able to run Gymnastics Programmes for Primary Schools.

In order to meet many of the above-mentioned tasks, the Association has received a second sponsorship from Acromat in the form of recreational Gymnastics equipment to be used at in-services, clinics and Festival Days.

Support of the Project has also been given by the Flip Flops Tumbling Troupe through numerous performances at Festivals and Promotional Days.

## WHAT IS GYMKIT?

GYMKIT is a hands-on Teacher Resource developed to target classroom teachers who have either no specialist Physical Education training or more specifically no experience in teaching Gymnastics. GYMKIT includes an extensive range of colour-coded, polypropylene teaching aids designed for student use during lessons.

Both GYMFUN and GYMKIT are used at all in-services; GYMFUN is promoted as the tool to be used by the teacher for program development whereas GYMKIT provides only nine sample lesson plans and is more a tool for lesson implementation.

GYMKIT includes:

- \* 12 dolls (counter-balance cards)
- \* 26 have-a-go cards (hoop/ball/rope activities)
- \* 9 animal cards
- \* 6 spin-the-arrow cards
- \* 6 static cards
- \* 1 GO card
- \* 1 bookmark, with *HELP* phone numbers
- \* 1 manual, which contains:
  - \* 8 student worksheets, copyright free
  - \* 1 master lesson plan, copyright free
  - \* 9 easy/ready-to-use lesson plans
  - \* teaching tips
  - \* safety tips
  - \* guides to more reading.


## CONCLUSION

The biggest highlight of the Project so far has been the official launch of GYMKIT and the "Gymnastics in Schools" Project which was held at AFL Park on Friday, October 12th.

The Launch included 800 Melbourne Primary School Students participating in a range of fun and challenging Gymnastics activities, many of which used GYMKIT teaching aids. All activities were run by Physical Education students from Victoria College, Rusden Campus. Unfortunately, due to bad weather, all activities had to be run inside.

However the day was still a great success with all VIP's being most impressed by both the GYMKIT and the progress of the "Gymnastics in Schools" Project.

**Danielle Atherton**  
Gymnastics Project Co-ordinator




*Vic Health/Olympic/Aussie Sports Day. Tennis Centre—Primary Student Clinics. Presenter: Linda Pettit.*



*Achper Personal Development Conference. Teacher In-Service. Presenter: Danielle Atherton.*



*Gymnastic Resources Display. Young Australia Expo. Exhibition Buildings.*




*Health in Primary Schools Launch. Wesley College—Primary Student Clinic. Presenter: Danielle Atherton*



*Vitali Scherbo, USSR*

Photograph courtesy Eileen Langsley





Photographer: Jan McConville

## CATHY MACINTOSH

Most of our female gymnasts have well and truly retired by the age of 16, having succumbed to school and social pressures, or after several years in the sport have felt the need to explore other avenues.

But at 19, Cathy MacIntosh, National Levels Champion this year, has entered a new phase of her gymnastic career which will incorporate study and gymnastics competition for another four years in the USA.

She began gym at 8 in a local club in Wollongong, her home town. Her goal, to compete for Australia at World Championship level, had to be modified after initially missing out on a place at the AIS due to her height, and then later due to her age. She transferred to Bunnerong in Sydney five years ago to train at Level 10.

Cathy represented NSW at Nationals in 1986 and 1987, and again in 1988, when she represented Australia in NZ, winning their National Championships against their international level gymnasts. At the end of the year she represented Bunnerong at the Aloha Fest in Hawaii, winning a gold medal on floor and a bronze medal on beam. It was here that she was spotted by the US university scouts.

1989 was her final school HSC year. Gym was cut right back to once a week, and as the exams approached all her time and efforts were given to study. She came through the exams with flying colours, achieving her goal of gaining entry into physiotherapy. Soon afterwards she was offered a full scholarship to Washington State University, to

study physiotherapy and compete on the gymnastics team—an opportunity which she had to very seriously consider.

With the HSC out of the way it was back to gym, training 5 days a week in Sydney with 3 hours travelling time, and a part-time job in Wollongong. The next goal—to win the National Title for Level 10. Everything was going well; Cathy's return to form after the year off was on target. Then in training one day, during a simple swing, Cathy slipped off the bars and injured her back—her first significant injury. Fortunately, she had competed one trial and qualified for Nationals, but was out for the 2nd Trial and State Championships. But Cathy was not going to let this National title slip through her fingers—three already had eluded her.

Under medical supervision, she embarked on a carefully monitored strength and basics program. There had never been anything straight forward and simple about Cathy's gymnastics career; for her obstacles seem to serve merely as greater challenges. With a demanding two day competition, she pushed herself to clinch the National Level 10 title with only 0.1 to spare. This result secured her a place in the Australian Team for the Leverkusen Cup in October, an exciting achievement even though not World Championship level. Cathy had meanwhile accepted the scholarship offer, which was later to preclude her from being part of the Leverkusen team, and she settled back for a well-earned rest, recuperation and rehabilitation in preparation for departure nine weeks later.

Cathy's rest was a short one; the club had prepared many teams for National Clubs, and the Level 10 team was short. So once again Cathy rounded up her strength and determination and performed with style to win the Level 10 division title overall again, gold medals on floor and beam and silver on vault. As a result of her performance, she led Bunnerong to National Clubs team victory, farewelling her club in glory.

A week of sad farewells, and Cathy departed for Washington, an exciting opportunity to make her next dream come true. Cathy has always been able to set and hold onto goals. They are high but realistic.

For five years Cathy has graced the club and the Australian levels scene with her special presence. A pleasure to coach, artistic in her performance on every apparatus, she is a mature, modest and dedicated young woman—an excellent role model for young gymnasts. A National Level 10 Champion at 19, and still going strongly.

I asked her young team-mates to interview Cathy on the way home from National Clubs in Brisbane. Could they discover what it is that has motivated this quiet achiever over so many years despite so many disappointments and setbacks?

Q: Why did you start gymnastics?

A: *My mother sent me to the gym because I was swinging on trees and breaking furniture.*

Q: How old were you?

A: *I was 8 ½ years old.*

Q: Were you able to do any other sports while training?

A: *Swimming every morning at 6.00 am, netball and other school sports.*

Q: Who did you look up to when you were younger?

A: *Debbie Graham.*

Q: What was your favourite level and why?

A: *Level 10 because it was more challenging and successful.*

Q: What is your favourite apparatus?

A: *In training on Beam and in competition on Floor.*

Q: How do you keep in shape for gymnastics?

A: *Train hard and use your will power.*

Q: What has been your greatest motivation?

A: *Watching the International Competitions.*

Q: Who is your favourite gymnast today?

A: *Olga Strazcheva.*

Q: Have you enjoyed training at Bunnerong?

A: *Yes, I have because I love the people, the coaches, the programme and the supportive atmosphere.*

Q: Have you regretted not being chosen for the Australian Institute of Sport?

A: *Yes, because that was my goal when I was younger.*

Q: Was the training worth it?

A: *Yes, definitely.*

Q: What are your next goals?

A: *I intend to go to N.C.A.A. Championships (USA University Nationals).*

Q: What do you want to do when you finish gymnastics?

A: *I am going to be a Physiotherapist after studying at Washington State University, U.S.A.*

Q: Will you remain involved in the sport after you retire?

A: *I am now a Judge and Coach and I plan to keep striving for competence in these fields of the sports as well.*

Q: What advice would you give to young gymnasts?

A: *Train hard, set goals and never lose sight of those goals.*

### GYMNASTIC ACHIEVEMENTS

Prior to 1986 trained in Wollongong—was unsuccessful in gaining a place at the Australian Institute of Sport so moved to Bunnerong at the beginning of 1986 to further her career as a Level 10 gymnast.

#### 1986

##### National Level Championships, Adelaide.

Level 10	Bronze Medalist Overall
	Bronze Medal on Beam and Floor.

##### NSW State Schoolgirls Gymnastic Championships

Level 10	Gold Medalist Overall
----------	-----------------------

#### 1987

##### NSW State Championships

Level 10	Silver Medalist Overall
----------	-------------------------

##### National Level Championships, Tasmania

Level 10	Gold Medal on Beam and Bronze Medal on Floor
----------	--

##### Oceania Championships, New Zealand

Level 10	Silver Medal on Bars
----------	----------------------

##### Aloha Gymfest, Hawaii, USA

Level 10	Bronze Medal on Floor
----------	-----------------------

##### NSW State Schoolgirls Gymnastic Championships

Level 10	Gold Medalist Overall
----------	-----------------------

#### 1988

##### NSW State Championships

Level 10	Gold Medalist Overall
----------	-----------------------

##### National Level Championships, Brisbane

Level 10	Gold Medal on Floor
----------	---------------------



**CATHY MACINTOSH—  
BUNNERONG GYM CLUB**

**Oceania Championships, New Zealand**

Level 10 Gold Medalist Overall  
Gold Medal on Beam and Floor and  
Bronze Medal on Bars

**Aloha Gymfest, Hawaii, USA**

Level 10 Tenth Place Overall  
Gold Medal on Floor and  
Bronze Medal on Beam

**1989**

Due to H.S.C. commitments did not compete.

**1990**

**NSW State Championships**

Level 10 Did not compete due to stress  
fracture in back

**National Level Championships, Sydney**

Level 10 Gold Medalist Overall  
Gold Medal on Bars and Floor and  
Bronze Medal on Vault


Selected in the Australian Team to compete in the  
Leverkusen Cup in West Germany.

**National Clubs, Brisbane**

Division B. Gold Medalist Overall


Led Bunnerong to overall victory in National Clubs  
Team Championships. Departed September to take  
up full gymnastic scholarship at University of  
Washington where she will study Physiotherapy.

# GYMNASTIC TIDBITS



Photograph courtesy Eileen Langsley

China finishes 1st and 2nd on  
beam at World Cup.  
1st-Yang Bo; 2nd-Li Li.



Photograph courtesy Ross Gould

## RESULTS OF LEVERKUSEN CUP

The Team of 3 gymnasts performed well with all  
achieving the Australian qualifying score of 35.00  
points.

Eileen Angelo	35.65	16th
Trisha Butler	35.55	18th
Catherine Turner	35.35	19th
(Out of 44 Competitors)		

Team Placing: 7th (Out of 14 Teams)

## Soviet Women reverse 1st and 2nd.

World—Women: Lisenko-1st (39.599), Bogin-  
skaya-2nd (39.586)  
Chinuchi—Women: Boginskaya-1st (39.65), Lisen-  
ko-2nd (39.400).

Jim Barry, member of FIG Executive, presents  
silver vault medal to Nishikawa (Japan) at the  
World Cup.



Photographer: Jan McConville

Champion Club 1990, Bunnerong



Photograph courtesy Ross Gould

Chinuchi Cup—Hogan—5th  
High Bar.

Peter Hogan made 3 finals—  
Floor, Parallels and High Bar  
finishing 7th, 8th and 5th res-  
pectively. Overall, he finished  
17th with a score of 54.55.

**Ansett.**  
**The only airline in**  
**the world that**  
**offers you 6 star**  
**service.**

## RESULTS

### MAG JUNIOR NATIONAL CHAMPIONSHIPS

#### U/16

##### TEAM RESULTS

Team	Total	Place
Western Australia Team 1	432.20	1
Victoria Team 1	386.65	2
New Zealand Team 1	374.05	3

##### INDIVIDUAL ALL-AROUND

Name	Team	Total	Place
Corey Johnson	WA-1	111.35	1
Brendan Mand	WA-1	110.65	2
Nathan Kingston	ACT/AIS	106.70	3

##### APPARATUS RESULTS

Name	Team	Total	Place
<b>FLOOR</b>			
Corey Johnson	WA-1	18.80	1
Darin Inkster	VIC-1	18.55	2
Brendan Mand	WA-1	18.50	3
<b>POMMEL</b>			
Corey Johnson	WA-1	18.80	1
Nathan Kingston	ACT/AIS	18.20	2
Mark Read	NSW-1	17.10	3
<b>RINGS</b>			
Brendan Mand	WA-1	18.40	1
Nathan Kingston	ACT/AIS	18.00	2
Corey Johnson	WA-1	17.85	3
<b>VAULT</b>			
Brendan Mand	WA-1	18.70	1
Corey Johnson	WA-1	18.60	2
Brendon Alberty	WA-1	18.35	3
<b>PARALLEL BARS</b>			
Brendan Mand	WA-1	19.20	1
Jason Zauris	WA-1	18.65	2
Corey Johnson	WA-1	18.45	3
<b>HIGH BAR</b>			
Brendan Mand	WA-1	19.15	1
Nathan Kingston	ACT/AIS	18.85	=2
Corey Johnson	WA-1	18.85	=2
Australia		216.65	1
New Zealand		182.30	2

#### U/14

##### TEAM RESULTS

Name	Total	Place
Western Australia Team 1	416.25	1
New South Wales Team 1	406.70	2
Victoria Team 1	403.65	3
Queensland Team 1	403.25	4
South Australia Team 1	395.70	5

##### INDIVIDUAL ALL-AROUND

Name	Team	Total	Place
Jade Koulouvi	WA-1	109.95	1
Bryan Cooper	WA-1	109.90	2
Damien Crozier	ACT	106.70	3

##### APPARATUS RESULTS

Name	Team	Total	Place
<b>FLOOR</b>			
Jade Koulouvi	WA-1	18.50	1
Aaron Bloomfield	NSW-1	18.45	=2
Wade Peterson	VIC-1	18.45	=2
<b>POMMEL</b>			
Bryan Cooper	WA-1	18.30	1
Jade Koulouvi	WA-1	17.85	2
Wade Peterson	VIC-1	17.25	=3
Bevan Warren	VIC-1	17.25	=3
<b>RINGS</b>			
Jade Koulouvi	WA-1	18.75	1
Edward Holloway	SA-1	18.20	2
Damien Crozier	ACT	18.15	3
<b>VAULT</b>			
Michael Daly	QLD-1	18.00	1
Bryan Cooper	WA-1	17.90	2
Aaron Bloomfield	NSW-1	17.85	3
<b>PARALLEL BARS</b>			
Jade Koulouvi	WA-1	19.20	1
Edward Holloway	SA-1	18.70	2
Damien Crozier	ACT	18.50	3
<b>HIGH BAR</b>			
Bryan Cooper	WA-1	19.05	1
Damien Cooper	ACT	18.40	2
Wade Peterson	WA-1	18.35	3

#### U/12

##### TEAM RESULTS

Team	Total	Place
Western Australia Team 1	423.40	1
Victoria Team 1	396.20	2
South Australia Team 1	394.50	3
New South Wales Team 1	391.15	4
Queensland Team 1	382.25	5
Victoria Team 2	380.80	6
New South Wales Team 2	373.80	7

##### INDIVIDUAL ALL-AROUND

Name	Team	Total	Place
David Schneider	WA-1	109.75	1
Paul Burgess	WA-1	108.45	2
Jeb Silsbury	SA-1	105.05	3

##### APPARATUS RESULTS

Name	Team	Total	Place
<b>FLOOR</b>			
David Schneider	WA-1	18.90	1
Paul Burgess	WA-1	18.55	2
Jeb Silsbury	SA-1	18.30	=3
Kace Francis	VI-1	18.30	=3
<b>POMMEL</b>			
David Schneider	WA-1	18.60	1
Paul Burgess	WA-1	18.15	2
Scott Sharbanee	WA-1	17.10	3
<b>RINGS</b>			
David Schneider	WA-1	18.60	1
Paul Burgess	WA-1	17.90	2
Jeb Silsbury	SA-1	17.85	3
<b>VAULT</b>			
Stephen Thomas	VIC-1	17.15	1
Aaron Cartwright	VIC-1	17.05	=2
Dane Smith	NSW-1	17.05	=2
<b>PARALLEL BARS</b>			
Paul Burgess	WA-1	18.95	1
David Schneider	WA-1	18.20	2
Scott Sharbanee	WA-1	18.00	3
<b>HIGH BAR</b>			
David Schneider	WA-1	18.65	1
Jeb Silsbury	SA-1	18.60	2
Paul Burgess	WA-1	18.45	3

#### H.A.G. Junior National Championships 28/09/90

Competition AB

1 FLR	2 POM	3 RIN	4 VAU	5 P.B.	6 H.B.	Total
9.25(4)	7.45	8.60	8.60	9.00(3)	8.40	51.70
8.20	7.10	8.85	7.90	7.95	7.55	45.55
35.95	34.25	36.50	35.30	36.25	36.75	216.00

#### H.A.G. Junior National Championships 29/09/90

Competition AB

1 FLR	2 POM	3 RIN	4 VAU	5 P.B.	6 H.B.	Total
17.10	18.20(2)	18.00(2)	17.60	16.95	18.95(2)	106.70
18.25(4)	15.15	14.55	17.15	18.05(4)	17.45	100.70

#### H.A.G. Junior National Championships 28/09/90

Competition AB

1 FLR	2 POM	3 RIN	4 VAU	5 P.B.	6 H.B.	Total
7.80	9.05(3)	9.30(3)	8.65	8.50	9.40(3)	52.70
9.55(1)	6.85	7.00	8.10	8.80(5)	8.40	48.70
C.T / A.I.S.						
arcan KINGSTON						
seven FLAKAGAL						



## K.A.G. Junior National Championships 28/09/90

Competition AB

	1 FLR	2 POM	3 RIN	4 VAW	5 P.B.	6 H.B.	Total
Australian Capital Territory	18.30(4)	16.75	18.15(3)	15.60	18.50(3)	18.40(2)	106.70
Danien Crozier	16.95	13.35	15.30	16.50	14.65	16.00	92.75
Alyson Ryan	15.15	12.05	13.35	14.95	14.50	15.30	85.30
Peter Foster							
New South Wales	17.75	10.60	15.20	15.8	12.85	16.50	88.7
Karl Chippindall	14.35	12.95	15.35	15.90	12.25	14.90	85.70
Rial Leane	14.55	10.10	15.30	16.35	12.55	13.25	82.10
Scott Hogan							

## New South Wales Team 1

Bratt Eisenhauer	17.35	16.60	17.80(5)	15.70	16.90	18.15(4)	103.10
Craig Stott	17.45	15.20	15.60	16.80	16.90	15.75	97.70
Paul Hutinson	17.60	16.10	16.60	15.65	16.75	16.45	99.35
Aaron Blomfield	18.45(2)	15.90	15.95	17.05(3)	15.95	17.15	101.25
Brett Morgan	17.15	15.45	15.90	16.40	16.70	17.10	98.70
Scott Collins	17.60	15.00	16.45	16.85	17.50	14.65	98.05

## Northern Territory

Bronie Bell	15.75	12.35	12.20	15.80	12.15	13.65	82.90
-------------	-------	-------	-------	-------	-------	-------	-------

## Queensland Team 1

Peter Nugent	18.80	17.15(5)	17.25	17.05	16.90	17.65	103.40
Michael Daly	17.70	15.40	17.30	18.00(1)	17.10	17.70	103.20
Ryan Shepherd	16.85	13.75	15.60	17.05	13.70	15.35	92.30
Ben Cameron	17.60	15.60	16.20	16.70	16.75	16.20	99.05
Glyn Woodford	17.55	13.60	16.90	17.10	15.50	16.45	97.10
	70.85	51.90	67.65	69.2	65.65	68.00	403.25

## South Australia Team 1

Edward Holloway	18.25	16.80	18.20(2)	16.20	18.70(2)	17.75	105.90
Bradley Stovel	17.80	14.35	16.35	16.60	15.75	17.60	98.45
Wayne McLinn	17.35	15.00	17.60	16.95	16.45	15.75	99.10
Guy Barbera	16.25	12.00	15.50	15.15	15.30	14.55	88.75
Gregory Muck	15.10	14.25	14.85	15.70	15.15	15.25	90.30
	69.85	60.40	67.65	65.45	66.20	66.35	395.70

## Victoria

Daniel Dobryn	16.65	14.70	14.60	15.70	13.45	16.05	91.15
Gene Penhain	16.05	13.90	15.65	16.30	15.60	15.45	93.15

## Victoria Team 1

Wade Peterson	18.45(2)	17.25(3)	16.60	17.30(5)	16.95	18.35(3)	104.90
Steven Gossell	17.80	15.65	15.45	16.70	17.55(5)	17.35	100.50
Adam Kelly	17.05	14.80	16.30	16.15	14.90	15.80	85.00
Scott Van Ginkel	16.45	15.50	15.25	15.35	15.10	15.35	93.00
Bevan Warren	17.80	17.25(3)	16.25	16.35	17.20	16.50	101.15

## K.A.G. Junior National Championships 28/09/90

Competition AB

	1 FLR	2 POM	3 RIN	4 VAW	5 P.B.	6 H.B.	Total
Western Australia	16.15	15.00	16.80	17.00	15.00	16.40	97.35
Bernard Wiley	70.30	55.65	65.15	67.15	66.80	68.00	403.65
Western Australia Team 1	17.55	16.45	16.15	15.95	16.90	16.80	99.70
Red Greenough	8.40	7.65	9.00	9.40	8.55	9.10	52.30
Jonathan Bell	17.45	15.35	15.10	16.85	16.45	15.50	98.70
Richard Wilkinson	18.30(4)	15.30(1)	18.05(4)	17.90(2)	18.30(4)	19.85(1)	109.90
Ernie Cooper	18.30(4)	15.30(1)	18.05(4)	17.90(2)	18.30(4)	19.85(1)	109.90
Jaime Koulouvi	18.50(1)	17.85(2)	18.75(1)	17.50(1)	19.20(1)	18.15(4)	109.95
	71.80	67.95	68.05	68.10	70.85	69.50	416.25

## Victoria Team 1

Phillip Benn	17.45	15.60	16.15	16.35	15.75	15.65	96.95
Aaron Cruttwright	15.80	14.05	16.95	17.05(2)	16.80	18.40(4)	99.05
Phillip Cossens	17.75	16.80(4)	15.50	16.65	15.95	15.55	98.20
Mica Francis	18.05(3)	15.15	15.50	16.60	16.30	15.40	97.25
Simon Hodgson	18.05(3)	12.80	15.05	16.65	14.20	16.60	92.35
Stephane Thomas	15.55	12.50	14.55	17.15(1)	16.25	15.50	92.50
	71.55	61.60	64.10	67.45	65.30	66.20	396.20

## Victoria Team 2

Cameron Campbell	16.90	16.00	15.80	14.85	15.20	16.85	95.60
Gerth Ernstler	16.90	13.95	14.20	16.50	13.80	14.80	90.15
Aaron Hall	16.85	15.20	14.40	16.75	15.45	16.15	94.80
Steven Kinn	16.85	14.75	15.65	16.25	13.80	16.50	93.70
Warren Quick	8.55	7.50	7.10	8.45	6.50	8.45	44.95
Michael Weston	16.90	14.65	15.10	15.90	15.65	16.35	94.45
	67.50	60.60	60.65	65.40	60.10	66.35	380.60

## Western Australia

Sean Cobby	15.70	15.95	16.30	15.45	15.60	16.05	95.05
Ben Deterport	17.30	14.25	16.05	15.25	15.95	16.65	95.45

## Western Australia Team 1

Scott Sharrabee	17.55	17.10(3)	17.30	16.25	18.00(3)	17.85(5)	104.05
Paul Collins	17.75	16.20	16.00	16.55	16.35	17.30	100.15
David Schneider	18.90(1)	18.60(1)	18.60(1)	18.80	18.20(2)	18.65(1)	109.75
David Murphy	17.35	14.90	15.50	15.20	16.85	17.15	97.95
Jeffrey Gibman	16.95	15.80	16.30	16.45	17.50(5)	17.25	100.05
Paul Burgess	18.55(2)	18.15(2)	17.90(2)	16.45	18.95(1)	18.45(2)	106.45
	72.75	70.95	70.30	66.05	72.00	72.25	421.40

## RESULTS

RSG CLASSIC RESULTS  
PRE-ELITE  
TEAM RESULTS

Team	Total	Place
WA	131.4500	1
NSW	122.8500	2
VIC	121.1000	3
SA	120.0500	4

## INDIVIDUAL RESULTS

Name	Team	Floor	Hoop	Ball	Clubs	Total	Place
Tanya Cikara	WA	8.950	8.550	8.150	8.050	33.7000	1
Kristy Darrah	WA	8.650	8.150	8.200	8.100	33.1000	2
Kirriy Mitchell	WA	8.700	8.050	8.150	7.800	32.7000	3
Pauline Wilson	NSW	8.800	7.800	7.700	7.950	32.2500	4
Jae Lancaster	QLD	8.300	7.400	8.050	8.350	32.1000	5
Lee-Anne Litton	WA	8.550	8.100	7.450	7.850	31.9500	6
Melinda Sidwell	VIC	7.900	7.450	7.850	7.700	30.9000	7
Nicole Button	VIC	7.800	7.500	7.450	7.700	30.4500	8
Ruby Eunson Cottle	NSW	7.900	7.150	7.700	7.600	30.3500	9
Nicola Clayton	NSW	7.850	7.200	7.600	7.550	30.2000	10
Marija Marinkovic	SA	7.550	7.800	7.350	7.400	30.1000	11
Michelle Wright	VIC	8.000	7.400	7.350	7.300	30.0500	=12
Kellie Marzol	NSW	7.900	7.200	7.400	7.550	30.0500	=12
Meredith Selby	SA	7.500	7.500	7.300	7.700	30.0000	14
Lucy Hancock	SA	7.500	7.300	7.550	7.600	29.9500	15
Marissa Horton	VIC	7.500	7.550	7.700	6.950	29.7000	16
Rebecca Occhiuto	SA	7.550	6.650	7.800	7.400	29.2000	17
Ada O'Rourke-Currie	SA	7.350	7.150	7.350	6.900	28.7500	18
Tanille Ali	SA	7.700	0.000	0.000	7.450	15.5000	19

## APPARATUS RESULTS

Name	Team	Total	Place
<b>FLOOR</b>			
Tanya Cikara	WA	8.950	1
Pauline Wilson	NSW	8.800	2
Kirriy Mitchell	WA	8.700	3
<b>HOOP</b>			
Tanya Cikara	WA	8.550	1
Kristy Darrah	WA	8.150	2
Lee-Anne Litton	WA	8.100	3
<b>BALL</b>			
Kristy Darrah	WA	8.200	1
Tanya Cikara	WA	8.150	=2
Kirriy Mitchell	WA	8.150	=2
<b>CLUBS</b>			
Jae Lancaster	QLD	8.350	1
Kristy Darrah	WA	8.100	2
Tanya Cikara	WA	8.050	3

U16  
TEAM RESULTS

Team	Total	Place
NSW	70.9000	1
QLD	70.8000	2
NZ	70.0000	3
SA	68.0000	4
VIC	67.5500	5

## INDIVIDUAL RESULTS

Name	Team	Floor	Hoop	Ball	Total	Place
Renee Garrett	WA	8.000	8.200	8.300	24.5000	1
Kylie Taber	NSW	8.300	8.400	7.300	24.0000	2
Stacey Robinson	QLD	8.100	7.900	7.800	23.8000	3
Rachel Mathieson	NZ	8.000	8.000	7.700	23.7000	4
Danielle Davis	NSW	8.100	7.700	7.750	23.5500	5
Brooke Atkinson	QLD	8.000	7.950	7.500	23.4500	6
Donna McCosker	QLD	8.150	7.750	7.500	23.4000	7
Stella Cosgrove	NZ	7.700	7.450	7.800	22.9500	8
Andrea Howard	NZ	7.850	7.750	7.300	22.9000	=9
Olga Bespalov	VIC	7.850	7.600	7.450	22.9000	=9
Cherie Organ	WA	7.100	7.900	7.850	22.8500	11
Tarina Mahar	SA	7.500	7.600	7.600	22.7000	=12
Linda Plant	NSW	7.300	7.350	8.050	22.7000	=12
Chelsea Hammill	SA	7.400	7.500	7.750	22.6500	14
Melinda Walsh	QLD	7.750	7.200	7.650	22.6000	15
Erana Pont	NZ	7.750	7.050	7.700	22.5000	16
Bridget McIntosh	NSW	7.400	7.200	7.850	22.4500	17
Magda Terlecka	VIC	7.750	7.150	7.500	22.4000	18
Jane Anderson	SA	7.650	7.100	7.550	22.3000	19
Jodie Taylor	VIC	7.500	7.150	7.500	22.1500	20
Jenny Rolis	VIC	7.450	7.050	7.550	22.0500	21
Kristina Bader		7.750	7.000	6.250	21.0000	22

OPEN  
TEAM RESULTS

Team	Total	Place
QLD	72.6500	1
NSW	71.9500	2
VIC	70.1500	3
NZ	70.1000	4
SA	69.3000	5

## INDIVIDUAL RESULTS

Name	Team	Floor	Hoop	Ball	Total	Place
Donna Ryan	QLD	8.350	7.900	8.200	24.4500	1
Andrea Ryll	NSW	8.100	8.100	8.150	24.3500	2
Annie Kirkham	WA	8.150	8.250	7.850	24.2500	3
Marama Rudolph	QLD	8.250	8.000	7.850	24.1000	4
Silke Turetschek	QLD	8.800	8.200	7.900	23.9000	5
Tina Grimshaw	VIC	7.950	8.000	7.900	23.8500	6
Madalyn Paris	NSW	8.600	7.800	7.400	23.8000	7
Joanne Field	NSW	7.850	7.750	8.150	23.7500	8
Vanessa O'Brien	NZ	8.200	7.600	7.800	23.6000	9
Elizabeth Feather	NZ	7.700	7.950	7.650	23.3000	=10
Fiona McGann	SA	7.800	7.800	7.700	23.3000	=10
Mallory Edmonds	VIC	8.050	7.650	7.600	23.3000	=10
Lisa Grant	NZ	8.300	7.100	7.750	23.1500	13
Sela Klek	SA	7.800	7.650	7.600	23.0500	14
Brownen Harper	VIC	7.850	7.400	7.700	22.9500	15
Joanne Kucera	WA	7.700	7.650	7.550	22.9000	=16
Angela Sorrenson	QLD	8.000	7.250	7.650	22.9000	=16
Kerry Inkster	SA	7.750	7.600	7.500	22.8500	18
Annetta Albanese	SA	7.550	7.550	7.600	22.7000	19
Denise Doran	VIC	7.900	7.350	7.400	22.6500	=20
Catherine Connor	NSW	7.900	7.400	7.350	22.6500	=20
Sherie Lawson	NZ	7.500	7.150	7.600	22.2500	22

## RESULTS

### RSG CLASSIC

#### U14

#### TEAM RESULTS

Team	Total	Place
NSW	69.4500	1
NZ	68.5500	2
QLD	68.4500	3
VIC	66.9500	4
SA	66.6500	5

#### INDIVIDUAL RESULTS

Name	Team	Floor	Clubs	Ribbon	Total	Place
Vanessa Ebb	NSW	8.550	7.900	7.750	24.2000	1
Sara Pope	QLD	7.500	7.550	7.950	23.0000	2
Melissa Pees	NZ	7.800	7.450	7.700	22.9500	3
Nikki Inokai	NSW	7.150	7.850	7.800	22.8000	4
Justine Abrahams	NZ	7.500	7.500	7.650	22.6500	=5
Kirsty Dent	QLD	7.500	7.450	7.700	22.6500	=5
Natalie Benbow	WA	7.850	7.650	7.150	22.6500	=5
Samantha Pinnell	QLD	7.600	7.400	7.600	22.6000	8
Claire Kirkup	ACT	7.600	7.550	7.300	22.4500	=9
Daria Healy	NSW	7.450	7.600	7.400	22.4500	=9
Kim Potter	QLD	7.250	7.600	7.400	22.2500	11
Leanne Kolberg	SA	7.750	6.900	7.550	22.2000	=12
Ruth Oakley	VIC	7.200	7.300	7.700	22.2000	=12
Vanessa Fullard	VIC	7.400	7.600	7.200	22.2000	=12
Sasha Blizzard	VIC	7.250	7.400	7.500	22.1500	15
Nicole Smith	NZ	7.500	7.550	7.050	22.1000	=16
Sherri Stephen	SA	7.250	7.250	7.600	22.1000	=16
Lisa Wigley	SA	7.350	7.350	7.350	22.0500	=18
Alex Gray	VIC	7.350	7.250	7.450	22.0500	=18
Kylie Underwood	WA	7.150	7.350	7.200	21.7000	=20
Jo-Anne Scanlon	WA	7.250	7.050	7.400	21.7000	=20
Kerry Searle	SA	6.350	7.200	7.050	20.6000	22
Beth Robb	NSW	7.000	6.500	6.900	20.4000	23

#### APPARATUS RESULTS

Name	Team	Total	Place
<b>FLOOR</b>			
Vanessa Ebb	NSW	8.550	1
Natalie Benbow	WA	7.850	2
Melissa Pees	NZ	7.800	3
Leanne Kolberg	SA	7.750	3 Res
<b>CLUBS</b>			
Vanessa Ebb	NSW	7.900	1
Nikki Inokai	NSW	7.850	2
Natalie Benbow	WA	7.650	3
<b>RIBBON</b>			
Sara Pope	QLD	7.950	1
Brian Smith	NZ	7.900	2
Nikki Inokai	NSW	7.800	2 Res
Vanessa Ebb	NSW	7.750	3 Res

#### TRIOS

Names	Team	Total
<b>U/12</b>		
Yeend/Tortensson/Sechos	NSW	7.650
Papas/Hobson/Healey	QLD	7.500
Brest/Pepperell/Ong	VIC	7.250
Parkinson/Yelland/Heywood-Smith	SA	7.100
Telfer/Tuckwell/Evans	SA	6.850
<b>U/14</b>		
Searle/Lockwood/Horstall	SA	7.750
Brayson/Martin/Wigley	SA	7.575
Frostick/Nezhell/Gillingham	QLD	7.575
Hill/May/Paril	NSW	7.550
Raisbeck/McHugh/Moxey	NSW	7.325
<b>U/16</b>		
Spermon/Pearson/Layton	QLD	8.275
Hamill/Kolberg/Inkster	SA	8.000
Rolls/Telecka/Poulter	VIC	7.600
Armstrong/Crocker/Weaver	NZ	6.250

#### OPEN

Cameron/Bright/Tyson	NSW	8.250
Shield/Donaldson/Pont	NZ	7.900
Plant/Cruickshank/McIntosh	NSW	7.700
Grimshaw/Doran/Harper	VIC	7.625
Pope/Papas/Cardell	QLD	7.350
Pees/Prescott/Syme	NZ	7.025

#### U12

#### TEAM RESULTS

Team	Total	Place
WA	48.8750	1
NSW	48.8500	2
QLD	47.1500	3
NZ	45.5500	4
SA	44.5500	5
VIC	44.5000	6
NT	40.2000	7

#### INDIVIDUAL RESULTS

Name	Team	Floor	Ball	Total	Place
Tanya Smith	NSW	8.100	8.400	16.5000	1
Chantelle Donnes	WA	7.950	8.500	16.4500	2
Tracey Hill	NSW	8.200	8.150	16.3500	3
Jessica Lockhart	WA	8.125	8.200	16.3250	4
Jamie Smith	WA	8.000	8.100	16.1000	5
Penny Murray	NSW	7.900	8.100	16.0000	6
Belinda Moore	NZ	7.950	7.900	15.8500	=7
Kerri-Anne Healey	QLD	8.100	7.750	15.8500	=7
Phoebe Papas	QLD	7.850	7.800	15.6500	=9
Julie-Ann Tilmus	QLD	7.650	8.000	15.6500	=9
Elizabeth Sechos	NSW	7.500	7.800	15.3000	11
Natasha Bernardo	VIC	7.750	7.500	15.2500	12
Tania Hobson	QLD	7.550	7.600	15.1500	=13
Shae Zecchin	SA	7.450	7.700	15.1500	=13
Karen Wright	NZ	7.450	7.500	14.9500	15
Amy Bartold	VIC	7.300	7.500	14.8000	16
Michelle Dixon	NZ	7.500	7.250	14.7500	17
Kristy de Poel	SA	7.250	7.400	14.6500	18
Alexandra Burton	SA	7.300	7.300	14.6000	19
Cobi Garrett	SA	7.000	7.450	14.4500	=20
Danielle Button	VIC	7.300	7.150	14.4500	=20
Kate Comber	NZ	7.000	7.250	14.2500	=22
Becky Leonhardt	NT	7.300	6.950	14.2500	=22
Mandy Ruddock	VIC	6.950	7.100	14.0500	24
Lisa Meaney	NT	6.500	6.800	13.3000	25
Nicole Challenor	NT	5.900	6.750	12.6500	26
Jasmine Frame	WA	7.700	0.000	7.7000	27

#### APPARATUS RESULTS

Name	Team	Total	Place
<b>FLOOR</b>			
Tracey Hill	NSW	8.200	1
Jessica Lockhart	WA	8.125	2
Tanya Smith	NSW	8.100	=3
Kerri-Anne Healey	QLD	8.100	=3
<b>BALL</b>			
Chantelle Donnes	WA	8.500	1
Tanya Smith	NSW	8.400	2
Jessica Lockhart	WA	8.200	3

#### U/16

Hudson/Whitbread	VIC	7.850
Baxter/Billingham	QLD	7.825
Robinson/Atkinson	QLD	7.825
McCosker/Potter	QLD	7.775
Plant/Davis	NSW	7.600
Layton/Pearson	QLD	7.425
Gillian/Poulter	VIC	7.375
Bespalove/Taylor	VIC	7.175
Anderson/Stephen	SA	7.050
Kolberg/Spurr	SA	7.025
Cruickshank/Howard	NZ	6.800
Farmer/Phillips	VIC	6.775

#### OPEN

Kucera/Organ	WA	7.800
Ryan/Rudolph	QLD	7.750
Cruickshank/McIntosh	NSW	7.475
Mahar/Albanese	SA	7.350
Donaldson/Shield	NZ	7.250
Grant/Prescott	NZ	7.200
Doran/Edmonds	VIC	6.950

## RESULTS

### CHINUCHI CUP—JAPAN

#### MEN'S INDIVIDUAL ALL-AROUND

Name	Cty	Floor	P.Horse	Rings	Vault	P.Bars	H.Bar	Total	Place
Scherbo Vitali	URS	9.800	9.800	9.650	9.900	9.800	9.700	58.650	1
Kolyanov Aleksandre	URS	9.650	9.750	9.550	9.700	9.650	9.880	58.150	2
Sato Toshiharu	JPN	9.300	9.700	9.750	9.700	9.750	9.800	58.000	3
Nishikawa Daisuke	JPN	9.700	9.200	9.600	9.600	9.800	9.800	57.700	4
Dimas Trent	USA	9.400	9.450	9.500	9.500	9.300	9.750	56.900	5
Hatakeda Yoshiaki	JPN	9.550	8.900	9.450	9.300	9.800	9.800	56.800	6
Beckman Mike	RFA	9.400	9.350	9.500	9.600	9.600	9.300	56.750	7
Rossato Ruggero	ITA	9.400	9.400	9.600	9.500	9.300	9.350	56.550	8
Huang Huadong	CHN	9.500	9.700	9.450	9.600	9.700	8.500	56.500	=9
Warburton Mark	USA	9.100	9.450	9.550	9.300	9.450	9.650	56.500	=9
Ha Jin	CHN	9.550	9.700	8.800	8.950	9.650	9.750	56.400	11
Walther Oliver	RFA	9.300	9.350	9.400	8.800	9.500	9.700	56.050	12
Sato Yukio	JPN	9.550	8.900	9.600	9.000	9.450	9.200	55.700	=13
Kang Boung Eui	KOR	9.450	8.600	9.150	9.450	9.600	9.450	55.700	=13
You Ok Youl	KOR	9.600	9.300	9.550	9.700	9.500	7.100	54.750	15
Peter Zsolt	HUN	8.900	9.300	9.200	9.050	9.300	8.900	54.650	16
Hogan Peter	AUS	9.300	8.200	9.200	9.100	9.350	9.400	54.550	17
Zivic George	CAN	9.300	8.300	9.000	9.300	8.900	9.200	54.000	18
Sala Gabriele	ITA	8.350	9.250	9.300	9.000	9.350	8.400	53.650	19
Nolet Alan	CAN	8.500	9.300	8.850	9.350	9.050	8.450	53.500	20

#### MEN'S APPARATUS FINALS

Name	Cty	Total	Place
<b>FLOOR</b>			
Scherbo Vitali	URS	9.862	1
You Ok Youl	KOR	9.687	2
Rossato Ruggero	ITA	9.612	3
Shinohara Hideyuki	JPN	9.600	4
Ha Jin	CHN	9.587	5
Dimas Trent	USA	9.425	6
Hogan Peter	AUS	9.362	7
Nolet Alan	CAN	9.250	8
<b>POMMEL HORSE</b>			
Tanaka Hikaru	JPN	9.800	1
Huang Huadong	CHN	9.750	2
Sala Gabriele	ITA	9.575	3
Beckman Mike	RFA	9.537	4
Peter Zsolt	HUN	9.425	5
Kolyanov Aleksandre	URS	9.200	6
Warburton Mark	USA	8.900	7
Kang Boung Eui	KOR	8.725	8
<b>RINGS</b>			
You Ok Youl	KOR	9.725	1
Zivic George	CAN	9.662	=2
Iketaki Yukio	JPN	9.662	=2
Rossato Ruggero	ITA	9.637	4
Warburton Mark	USA	9.587	5
Oliver Walther	RFA	9.550	6
Kolyanov Aleksandre	URS	9.437	7
Peter Zsolt	HUN	8.725	8

Name	Cty	Total	Place
<b>VAULT</b>			
You Ok Youl	KOR	9.787	1
Shinohara Hideyuki	JPN	9.656	2
Scherbo Vitali	URS	9.931	=3
Rossato Ruggero	ITA	9.631	=3
Peter Zsolt	HUN	9.425	5
Zivic George	CAN	9.293	6
Dimas Trent	USA	9.075	7

#### PARALLEL BARS

Ha Jin	CHN	9.712	1
Oliver Walther	RFA	9.700	=2
Scherbo Vitali	URS	9.700	=2
Kang Boung Eui	KOR	9.637	4
Tanaka Hikaru	JPN	9.600	=5
Sala Gabriele	ITA	9.600	=5
Warburton Mark	USA	9.475	7
Hogan Peter	AUS	8.500	8

#### HORIZONTAL BAR

Oliver Walther	RFA	9.737	1
Dimas Trent	USA	9.725	2
Iketaki Yukio	JPN	9.712	3
Kang Boung Eui	KPR	9.600	4
Hogan Peter	AUS	9.425	5
Kolyanov Aleksandre	URS	9.400	6
Sala Gabriele	ITA	9.300	7
Huang Huadong	CHN	8.700	8

#### WOMEN'S INDIVIDUAL ALL-AROUND

Name	Cty	Vault	U.Bars	Beam	Floor	Total	Place
Boginskaya Svetlana	URS	9.950	9.900	9.875	9.925	39.650	1
Lysenko Tatiana	URS	9.800	9.825	9.850	9.925	39.400	2
Onodi Henrietta	HUN	9.825	9.825	9.750	9.850	39.250	3
Lacatus Izabela	ROM	9.800	9.825	9.575	9.725	38.925	4
Seo Kyoko	JPN	9.600	9.850	9.625	9.800	38.875	5
Crandall Elisabeth	USA	9.750	9.875	9.425	9.750	38.800	=5
Umeh Stella	CAN	9.700	9.675	9.650	9.775	38.800	=5
Jantekova Miroslava	TCH	9.750	9.750	9.450	9.675	38.625	8
Park Ji Sook	KOR	9.650	9.550	9.575	9.800	38.575	9
Miura Hanako	JPN	9.600	9.750	9.250	9.775	38.375	10
Guo Jia	CHN	9.525	9.825	9.200	9.725	38.275	=11
Kosuge Mari	JPN	9.625	9.725	9.175	9.750	38.275	=11
Polokova Iveta	TCH	9.625	9.750	9.200	9.700	38.275	=11
Hadarean Vanda	ROM	9.425	8.850	9.850	9.650	37.775	14
Krueger Heike	RFA	9.400	9.550	9.250	9.525	37.725	15
Min A Young	KOR	9.700	9.500	9.000	9.050	37.250	16
He Hua	CHN	8.900	9.175	9.475	9.675	37.225	17
Hammerschmidt Daniela	RFA	9.600	8.500	9.450	9.100	36.650	18
Kelly Kim	USA	9.725	8.750	9.200	7.700	35.375	19




RESULTS

WORLD CUP  
MEN'S INDIVIDUAL ALL-AROUND

Name	Cty	Floor	P.Horse	Rings	Vault	P.Bars	H.Bar	Total	Place
Belenki, Valeri	URS	9.800	9.800	9.775	9.775	9.825	9.825	58.800	1
Scherbo, Vitaly	URS	9.800	9.775	9.800	9.900	9.600	9.750	58.625	2
Li, Jing	CHN	9.725	9.750	9.800	9.750	9.800	9.725	58.550	3
Nishikawa, Daisuke	JPN	9.800	9.700	9.625	9.600	9.600	9.750	58.075	4
Chechi, Yuri	ITA	9.625	9.625	9.900	9.700	9.200	9.775	57.825	5
Wecker, Andreas	RFA	9.575	9.700	9.750	9.550	9.675	9.475	57.725	6
Rodriguez, Alfonso	ESP	9.600	9.625	9.500	9.475	9.475	9.725	57.400	7
Gherman, Marius	ROM	9.325	9.500	9.425	9.650	9.525	9.625	57.050	8
Thomas, Neil	GBR	9.650	9.300	9.275	9.600	9.350	9.700	57.875	9
Hibbert, Curtis	CAN	9.050	9.400	9.350	9.575	9.650	9.775	56.800	10
Beckmann, Mike	RFA	9.350	9.100	9.575	9.475	9.675	9.600	56.775	11
Huang, Liping	CHN	9.375	9.725	9.575	9.650	9.275	9.050	56.650	12
Jonasson, Johan	SWE	9.075	9.450	9.500	9.450	9.400	9.750	56.625	13
Hristozov, Kalofer	BUL	8.975	9.575	9.500	9.425	9.500	9.200	56.175	14
Ringnald, Lance	USA	9.075	9.100	9.250	9.500	9.525	9.700	56.150	15
Mizushima, Koichi	JPN	9.075	9.650	8.825	9.300	9.300	9.700	55.890	16
Legros, Jean-Claude	FRA	8.725	9.400	9.425	9.650	9.375	8.825	55.400	17
Aguilera, Felix	CUB	8.725	9.475	9.300	9.100	9.150	9.450	55.200	18
Thys, Mario	BEL	8.725	8.350	9.050	9.025	8.250	9.000	52.400	19
Evrard, Jean-Yves	BEL			8.575				8.575	20

MEN'S FINALS

Name	Cty	Total	Place
FLOOR			
Scherbo, Vitaly	URS	9.912	1
Belenki, Valeri	URS	9.787	2
Chechi, Yuri	ITA	9.762	3
Nishikawa, Daisuke	JPN	9.750	4
Wecker, Andreas	RFA	9.587	5
Thomas, Neil	GBR	9.562	6
Rodriguez, Alfonso	ESP	9.325	7
Huang, Liping	CHN	9.175	8
POMMEL HORSE			
Li, Jing	CHN	9.850	1
Belenki, Valeri	URS	9.837	2
Wecker, Andreas	RFA	9.787	3
Nishikawa, Daisuke	JPN	9.775	4
Huang, Liping	CHN	9.625	5
Mizushima, Koichi	JPN	9.250	6
Scherbo, Vitaly	URS	9.200	7
Chechi, Yuri	ITA	9.100	8
RINGS			
Belenki, Valeri	URS	9.887	1
Li, Jing	CHN	9.837	2
Scherbo, Vitaly	URS	9.800	3
Wecker, Andreas	RFA	9.750	4
Chechi, Yuri	ITA	9.737	5
Nishikawa, Daisuke	JPN	9.625	6
Huang, Liping	CHN	9.450	7
Beckmann, Mike	RFA	9.212	8
VAULT			
Scherbo, Vitaly	URS	9.850	1
Nishikawa, Daisuke	JPN	9.774	2
Belenki, Valeri	URS	9.743	=3
Li, Jing	CHN	9.743	=3
Legros, Jean-Claude	FRA	9.681	5
Chechi, Yuri	ITA	9.668	6
Gherman, Marius	ROM	9.662	7
Huang, Liping	CHN	9.418	8
PARALLEL BARS			
Belenki, Valeri	URS	9.862	1
Li, Jing	CHN	9.787	=2
Nishikawa, Daisuke	JPN	9.787	=2
Scherbo, Vitaly	URS	9.775	4
Beckmann, Mike	RFA	9.712	5
Wecker, Andreas	RFA	9.675	6
Gherman, Marius	ROM	9.637	7
Hibbert, Curtis	CAN	9.225	8
HIGH BAR			
Belenki, Valeri	URS	9.837	=1
Nishikawa, Daisuke	JPN	9.837	=1
Li, Jing	CHN	9.787	3
Chechi, Yuri	ITA	9.687	4
Scherbo, Vitaly	URS	9.537	5
Jonasson, Johan	SWE	9.212	6
Hibbert, Curtis	CAN	8.925	7
Rodriguez, Alfonso	ESP	8.850	8



Photograph courtesy Eileen Langsley

WOMEN'S INDIVIDUAL ALL-AROUND

Name	Cty	Vault	U.Bars	Beam	Floor	Total	Place
Lysenko, Tatiana	URS	9.925	9.887	9.887	9.900	39.599	1
Boginskaya, Svetlana	URS	9.937	9.825	9.887	9.937	39.586	2
Onodi, Henrietta	HUN	9.937	9.875	9.862	9.900	39.574	3
Yang, Bo	CHN	9.887	9.862	9.987	9.787	39.523	4
Johnson, Brandy	USA	9.800	9.850	9.850	9.850	39.350	5
Bontas, Cristina	ROM	9.850	9.800	9.825	9.862	39.337	6
Pasca, Mirela	ROM	9.787	9.875	9.800	9.825	39.287	7
Fernandez, Alicia	ESP	9.787	9.800	9.775	9.850	39.012	8
Rueda, Eva	ESP	9.912	9.775	9.350	9.787	38.824	9
Li, Li	CHN	9.712	9.625	9.837	9.612	38.786	10
Hanako, Miura	JPN	9.775	9.737	9.225	9.737	38.474	11
Mermet, Karine	FRA	9.862	9.025	9.775	9.712	38.374	12
Hristova, Maja	BUL	9.812	9.825	8.812	8.912	38.361	13
Kosuge, Mari	JPN	9.712	9.712	9.787	8.950	38.161	14
Woolsey, Sandy	USA	9.800	9.787	8.725	9.712	38.024	15
Homma, Leah	CAN	9.737	9.062	9.675	9.250	37.724	16
Schoenfelder, Anke	RFA	9.687	8.975	9.650	9.350	37.662	17
Moreau, Stephanie	BEL	9.450	9.512	9.350	8.850	36.962	18
Lamboray, Stephanie	BEL	9.700	9.262	9.075	8.875	36.912	19

APPARATUS FINALS

Name	Cty	Total	Place
VAULT			
Onodi, Henrietta	HUN	9.937	1
Rueda, Eva	ESP	9.918	2
Boginskaya, Svetlana	URS	9.912	3
Lysenko, Tatiana	URS	9.887	4
Yang, Bo	CHN	9.868	=5
Mermet, Karine	FRA	9.868	=5
Bontas, Cristina	ROM	9.831	7
Hristova, Maja	BUL	9.687	8
UNEVEN BARS			
Lysenko, Tatiana	URS	9.937	1
Pasca, Mirela	ROM	9.912	2
Onodi, Henrietta	HUN	9.900	3
Boginskaya, Svetlana	URS	9.887	=4
Yang, Bo	CHN	9.887	=4
Johnson, Brandy	USA	9.862	6
Bontas, Cristina	ROM	9.850	7
Hristova, Maja	BUL	9.737	8
BEAM			
Yang, Bo	CHN	9.950	1
Li, Li	CHN	9.925	2
Bontas, Cristina	ROM	9.912	3
Lysenko, Tatiana	URS	9.887	=4
Boginskaya, Svetlana	URS	9.887	=4
Hristova, Maja	BUL	9.887	=4
Johnson, Brandy	USA	9.862	7
Onodi, Henrietta	HUN	9.362	8
FLOOR			
Boginskaya, Svetlana	URS	9.962	1
Onodi, Henrietta	HUN	9.937	2
Lysenko, Tatiana	URS	9.887	=3
Pasca, Mirela	ROM	9.887	=3
Rueda, Eva	ESP	9.875	5
Yang, Bo	CHN	9.837	6
Bontas, Cristina	ROM	9.725	7
Johnson, Brandy	USA	9.375	8

RESULTS

WORLD CUP  
RSG INDIVIDUAL RESULTS

Name	Cty	Rope	Hoop	Ball	Ribbon	Total	Place
Skaldina, Oksana	URS	9.600	9.850	9.900	9.900	39.450	1
Marinova, Mila	BUL	9.800	9.700	9.800	9.800	39.100	2
Bajtcheva, Julia	BUL	9.800	9.800	9.800	9.650	39.050	3
Timochenko, Alexandra	URS	9.900	9.900	9.600	9.200	38.600	4
Deleanu, Irina	ROM	9.550	9.650	9.600	9.700	38.500	5
Bodak, Joanna	POL	9.600	9.650	9.600	9.600	38.450	6
Fuzesi, Maria	CAN	9.600	9.600	9.600	9.600	38.400	7
Ferrari, Samantha	ITA	9.550	9.500	9.600	9.400	38.050	8
Gyong, Hui Li	PRK	9.500	9.550	9.550	9.300	37.900	=9
Neuman, Silke	RFA	9.450	9.500	9.500	9.450	37.900	=9
Gola, Ancuta	ROM	9.350	9.500	9.500	9.400	37.750	11
Akiyama, Erika	JPN	9.200	9.550	9.500	9.450	37.700	12
Cottel, Stephanie	FRA	9.350	9.500	9.400	9.400	37.650	13
Oulehlova, Lenka	TCH	9.400	9.500	9.200	9.500	37.600	=14
He, Xiaomin	CHN	9.450	9.500	9.450	9.200	37.600	=14
Kawamoto, Yukari	JPN	9.200	9.500	9.500	9.300	37.500	=16
Bialkowska, Eliza	POL	9.500	9.250	9.400	9.350	37.500	=16
Fernandez, Monica	ESP	9.400	9.550	9.500	8.700	37.150	18
Ragolle, Nathalie	BEL	8.850	8.950	8.900	8.700	35.400	19
Verbeeck, Heidi	BEL	8.900	8.400	8.600	8.750	34.650	20

GROUP—1st ROUND  
12 CLUBS

Cty	Total	Place
URS	19.700	1
BUL	19.650	2
ESP	19.600	3
ITA	19.100	4
PRK	19.050	5
JPN	19.000	6
GRE	18.950	7
CHN	18.900	=8
FRA	18.900	=8

3 ROPES + 3 BALLS

Cty	Total	Place
URS	39.450	1
BUL	39.350	2
ESP	39.100	3
JPN	37.900	4
GRE	37.850	5
CHN	37.800	6
PRK	37.750	7
ITA	37.550	8
FRA	37.400	9

FINAL  
3 ROPES + 3 BALLS

Cty	Total	Place
BUL	39.500	=1
URS	39.500	=1
ESP	39.000	3
GRE	38.000	4
CHN	37.800	5
JPN	37.700	6

12 CLUBS

Cty	Total	Place
URS	39.500	1
BUL	39.350	2
ESP	39.250	3
ITA	38.200	4
PRK	37.850	=5
JPN	37.850	=5

RSG APPARATUS FINALS

Name	Cty	Total	Place
ROPE			
Skaldina, Oksana	URS	9.900	1
Timochenko, Alexandra	URS	9.850	2
Bajtcheva, Julia	BUL	9.800	3
Marinova, Mila	BUL	9.850	3
Timochenko, Alexandra	URS	9.800	4
Deleanu, Irina	ROM	9.700	=5
Fuzesi, Maria	CAN	9.700	=5
Ferrari, Samantha	ITA	9.600	=7
Bodak, Joanna	POL	9.600	=5
RIBBON			
Marinova, Mila	BUL	9.850	1
Skaldina, Oksana	URS	9.750	2
Deleanu, Irina	ROM	9.700	=3
Fuzesi, Maria	CAN	9.700	=3
Bodak, Joanna	POL	9.650	=5
Bajtcheva, Julia	BUL	9.650	=5
Oulehlova, Lenka	TCH	9.400	7
Neuman, Silke	RFA	9.300	8



Photograph courtesy Eileen Langsley

# STOP PRESS

Australian Women win GOLD at Pacific Alliance Championships, Manila 7-9 December 1990.

Full report next issue.



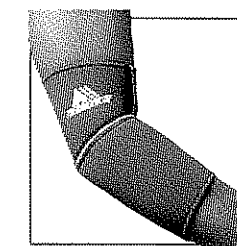



## AUSTRALIAN sports COMMISSION

## THE MOST EFFECTIVE HEAT THERAPY NOW COMES IN EMPTY TUBES



Don't mess with tubes of cream. Use THERMOSKIN\* Physiological Heat Retainers. They're the simplest, most effective form of prolonged heat therapy for injured muscles, tendons and ligaments.

THERMOSKIN Heat Retainers capture and retain natural body heat, increasing temperature in affected areas. Blood flow increases. Recovery at the injury sites is enhanced. Tendons become flexible. Return to regular activity is quick.



Selected for use by the Australian Institute of Sport. Customer Service Department,

Only THERMOSKIN Heat Retainers use TRIOXON.\* This material absorbs perspiration and allows the skin to ventilate. THERMOSKIN Heat Retainers can there-

ment, 154 Pacific Hwy, St Leonards, NSW 2065.



**THERMOSKIN**  
PHYSIOLOGICAL HEAT RETAINERS

\*Trademark © Johnson & Johnson Aust. Pty Ltd 1989

Johnson & Johnson



# ACROMAT



*Spirit of Excellence*

- Gymnasium Equipment
- Indoor Sports Equipment
- Weight Training Equipment
- Multi-Station Machines
- Retractable Tiered Seating

Contact Acromat for all your gymnastic equipment

- Olympic/FIG Gymnastics
- Elementary and school standard gymnastics
- Kindergym and Gym Fun
- Rhythmic Sportive Gymnastics

We also manufacture a complete range of sporting equipment for basketball, netball, volleyball, tennis, badminton, soccer and many more.

Acromat offer a free advisory and planning service to all customers. Installation and maintenance service is also available – please contact your local agent.

**PHONE FOR YOUR NEW CATALOGUE NOW**

**OFFICIAL SUPPLIER OF GYMNASTIC EQUIPMENT TO  
THE 1990 COMMONWEALTH GAMES AUCKLAND, N.Z.**

**SOUTH AUSTRALIA**  
(08) 352 2288

**WESTERN AUSTRALIA**  
(09) 409 6900

**VICTORIA**  
(03) 764 1300

**NEW SOUTH WALES**  
(02) 661 1672

**TASMANIA**  
(003) 44 7406

**AUSTRALIAN CAPITAL TERRITORY**  
(062) 51 3414

**QUEENSLAND**  
(07) 351 4532