



the australian

GYMNAST



Photograph courtesy Ross Gould



Competition gymnastic shoes reward the wearer with Olympic standard quality. Supple tearproof uppers, with elastic tops and stretch insert, engineer a precision fit. (Floor exercise model features elastic ankle strap.)

Full moccasin construction provides outstanding flexibility while the rubber reinforced forefoot and heel-area act for better grip and traction.

adidas Competition Gymnastic Shoes. They bend over backwards... forwards ... sideways.

adidas 

adidas  gymnastic shoes bend over backwards.

ADI 058/YBRMEL

the *australian* GYMNAST

The official magazine of the Australian Gymnastic Federation

SPRING 1990
VOLUME No. 16
ISSUE No. 3

Annual Subscription: \$16 per year
Individual Copy: \$6
Overseas: \$21

CONTENTS

Editorial.....	4
President's Report.....	4
National Level Championships	6
National Club Championships	10
Ken Meredith Changing Tack	17
National Development Tour of Queensland.....	18
Gymnastic Tidbits	20
Results	22

HAVE YOU CHANGED YOUR ADDRESS????

Please notify us by writing to:

THE AUSTRALIAN GYMNAST
2-6 Redwood Drive, Dingley, Vic. 3172

Limited back issues of The Australian Gymnast are still available. Write to A.G.F. Office—2-6 Redwood Drive, Dingley, Vic. 3172.

Viewpoints and opinions expressed in articles appearing in The Australian Gymnast are those of the authors. The Publishers accept no responsibility for the information supplied or the changes subsequent to the date of publication.

The Australian Gymnast is published quarterly in Melbourne and printed by:

ENNIS & JARRETT PTY. LTD.
35 Advantage Road, Highett, 3190.

SUBSCRIPTION FEES FOR 1989

Annual Subscription: \$16 per year
Individual Copy: \$6
Overseas: \$21
NOTE: Overseas subscribers please forward payment in Australian Dollars

ACKNOWLEDGEMENTS and CREDITS

President
* Jim Barry
Executive Director/Publisher
* Peggy Browne
Correspondent
* Peter Hassan
AGF Board Elected Delegates
* Dolores Martin
* Bob Wherrett
* Steve Chetkovich
M.A.G. Technical Director
* Ken Williamson
W.A.G. Technical Director
* Kym Dowdell
R.S.G. Technical Director
* Margaret Lanz
Development Director
* Peter Murden
Overseas Contributor
* Mandi Shields-Rinaldi
Photographers
* Warwick Forbes
* Ross Gould
* Peter Meyers
* Eileen Langsley
Acknowledgements
* Acromat
* adidas
* Australian Institute of Sport
* Ansett
* ANZ National Training Squad Programme
* Australian Sports Commission
* Australian Olympic Committee
* Ennis & Jarrett Pty Ltd
* Qantas
* Rothmans Foundation-National Sports Division
* Southern Pacific Hotel Corporation
Printers
* Ennis & Jarrett Pty Ltd

Front Cover: Monique Allen, Warringah NSW. Photograph courtesy Ross Gould.

EXECUTIVE DIRECTOR'S REPORT



Following observations I have made in the past, I believe it is most encouraging to witness the tremendous growth in participation at the National Level in Women's gymnastics. The number of competitors fills the program to capacity; and, looking forward to the Rhythmic Classic entries, this growth will also be mirrored.

To the Technical Committee who have divided gymnastics into the Elite and General Stream, it is a credit to their foresight in attempting to fulfil the twin aims of the Federation: increasing participation and also improving Australia's standard at the Elite level.


The combination of the two streams at the National Clubs also fulfilled the very important need for Club recognition at a National event. The Club is the foundation of our gymnastics and it is important that gymnasts have the opportunity to wear their Club colours and work together as a team on the competition floor at a National level. To Les Sharp of the ACT who initiated the concept we acknowledge his idea that has become an integral part of the Women's program.

To achieve the twin aims of the Federation is a challenge. The Technical Committees are rising to that challenge.

Peggy Browne

PRESIDENT'S REPORT

James E. Barry



The 1990 Annual General Meeting and Conference held in Melbourne in July highlighted further major development of the Federation. After dwelling on the success of our gymnasts at the 1990 Auckland Games, the Federation considered the challenges for the balance of this Olympiad to Barcelona in 1992.

Our Development Plan has again been reviewed in the light of the generous funding provided by the Australian Sports Commission. Gymnastics is fortunate to receive such a high level of support, but it brings with it the sobering accountability factor and the need to nationally support such a wide range of activities to implement our twin aims of improving standards of performance and increasing our range of participation. Despite the quantum of funding, the number of projects and programmes brings with them a high cost of administration.

Fortunately the Associations' delegates recognised this and the last series of meetings sought appropriate solutions.

Our gymnastic community hopefully will also appreciate the rationale behind these decisions and in fact the rationale of our Development Plan. The debate process on the High and Intense Performance Centre programme is a case in point. This had its growing pains, but is now in place. The monitoring and evaluation of the various programmes by the Technical Committees is critical to our future elite programme.

The restoration of our artistic programmes at the Australian Institute of Sport is almost complete, but we are paying the price for the three years of cutbacks in that there is now a gap in the middle of our Men's squads, that will be difficult to cover. This will affect the quality of our 1991 World Championship team, whose ranking will determine our 1992 Olympic qualification. On the positive side, the development squads being established at the Australian Institute of Sport, Western Australia Institute of Sport and the Queensland Centre auger well for 1996. The Federation's dilemma is that it must achieve an improved result at this level in 1991/1992 to receive the ASC financial support for the next Olympiad. Our community must however appreciate that the travel budget for the AIS has not been fully restored, therefore the Federation must attempt to generate these funds, not only for the AIS, but for the other Intensive Technical Centres that provide members to our International Teams. This again brings into focus the benefits of

the Australian Sports Commission's Australian Sports Foundation with its income tax deductability for approved funds.

I may have appeared to dwell too much on our elite development, but that is because it is the achievements of our elite gymnasts on which we are judged, hence the relief, and pleasure, of our success at Auckland.

On the participation Aim of the Federation, there is now a total understanding of its importance to provide the base to all our development and the infrastructure of our sport. The quality of our technical resource material, from KinderGym through GymFun (Primary), GymSkills (Secondary) to our complementary levels programme is exceptional. Likewise, the quantity and quality at these levels of our coaches. The Club is the heart of our sport and the range of their programmes exemplifies our Federation's progress.

To return to the question of financial support for the administration of the diversity of National programmes, the introduction of the National Registration fee was critical to our success. With the education and support of our community we now have close to 50,000 registered participants. The 50 cents National Fee supports the various technical disciplines national programmes, but is insufficient to assist the general administration of the Federation. This is supported by the Affiliation fees of our Associations. Their delegates in conference recognised the need to encourage some form of registration or participation fee from the peripheral organisation eg. YMCA's, PYC's etc. and even schools that have gymnastic programmes.

In considering maintaining this minimum fee principle, the benefits of a National Insurance package were seen to be essential, because of the lack of total coverage of our community and the propensity of legal claims that were emerging within sport. The Conference decision was to combine registration with insurance cover for all our members at the lowest possible figure. The value of a National Insurer was recognised by all in lowering costs and providing uniform and appropriate cover. A most useful presentation by Managing Agents, Insurance Exchange of Australia (IEA), was provided. The combined fee to be introduced from January 1991 is \$2.00 and continues the registration element at 50 cents. The insurance element covers all "registered" members for soft tissue injuries, accidents and liability as well as their club, organisation and officials for public liability.


The AGM/Conference provided modified direction to the Federation. Further changes will occur following the biennial Congress of the International Gymnastic Federation (FIG) to be held in Frankfurt in October. We look forward to those new challenges and are confident we can respond to them.


HEAD COACH—SINGAPORE

Full time position in rapidly growing club. Should be qualified to coach boys and girls at all Levels. Salary A\$32,000 plus attractive overseas benefits package, including low tax advantages. Please send resume to:


PRIME GYMNASTICS
Alexandra Road
PO Box 0263
SINGAPORE 9115

Tel: 63-4691989
ATT: Cathy Tan







Cathy MacIntosh, NSW



Nicole Downes, NSW



Joanne Butler, QLD, Level 8



Natasha Hennessy, QLD, Level 9

NATIONAL LEVEL CHAMPIONSHIPS

- * These were the 4th National Level Championships and were once again exciting and enjoyable for all who participated.
- * A total of 120 gymnasts competed.
- * 20 Level 10 competitors.
- * 47 Level 9 competitors.


- * 53 Level 8 competitors.

- * The Level 8 division had teams from all 8 states/territories plus a team from New Zealand.


- * The standard was high with the top three individuals in Level 8, 9 and 10 achieving an average of 35.00 points or greater.

- * The Level 8 and Level 10 Champions Nicole Downes and Catherine MacIntosh displayed qualities of grace and maturity in their performances. These girls truly demonstrated what ARTISTIC gymnastics is about.

- * Once again these Championships were supported by a strong contingent of judges and coaches. 48 Judges, 30 Coaches.



Samantha Read, QLD, Level 9




Lan Barrow, VIC

Photographs courtesy Ross Gould




Melanie Spicer, NSW, Level 10




Linda Harradine, SA

Photographs courtesy Ross Gould

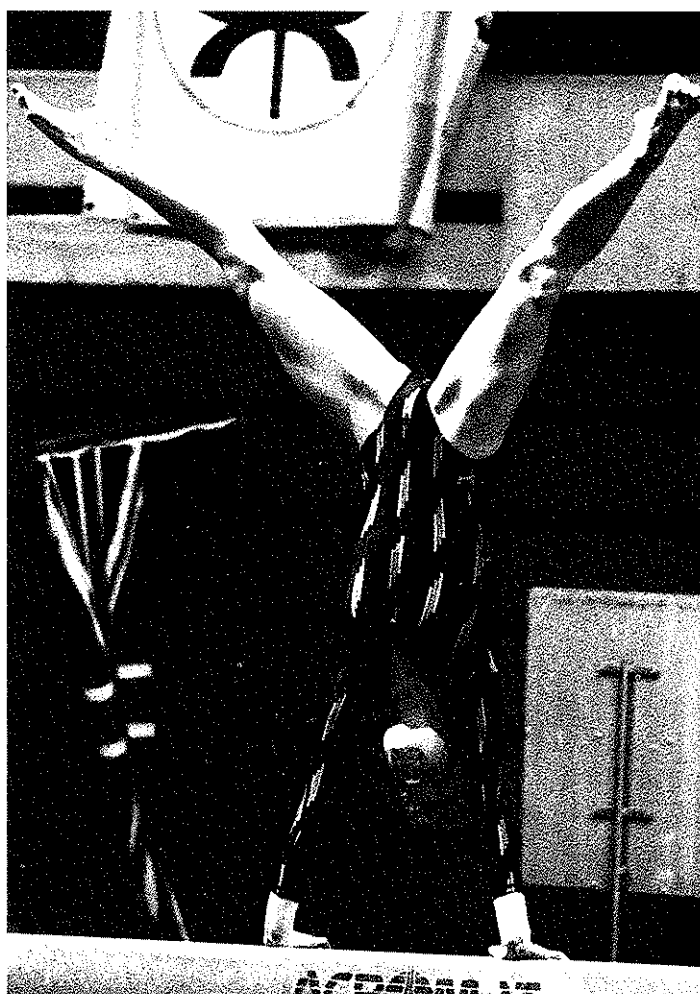


Sharon Rochester, QLD, Level 9

NATIONAL LEVEL CHAMPIONSHIPS




Dorka Jashan, VIC




Kylie Booth, SA

Photographs courtesy Ross Gould




Monique Allen, Warringah, NSW


*Picture opposite: Sallyanne Hargrave
Chetkovich Academy, WA*



Ruth Moniz, Sydney YMCA, NSW




Kylie Shadbolt, Barron Valley, QLD




Lisa Read, Sydney YMCA, NSW

Photographs courtesy Ross Gould


NATIONAL CLUBS



*Eileen Angelo, Bunnerong NSW.
Inset: Michelle Telfer, Chetkovich Academy, WA.*




Nicole Downes, Gunnedah, NSW




Trisha Butler, Chandler Comets, QLD.

Photographs courtesy Rose Gould


NATIONAL CLUBS




*Lisa McTiernan
Oakflats, NSW*




*Kirsty Paulus
Chetkovich Academy, WA*




*Monique Allen
Warringah, NSW*




*Melanie Spicer
Sydney YMCA, NSW*




*Hollie Bevans
MLC, VIC*



*Cathy McIntosh
Bunnerong, NSW*



*Nicole Downes
Gunnedah, NSW*







*Kirsten Haggart
Sydney YMCA, NSW*




*Jenny Smith
Jollettes, WA*

Photographs courtesy Rose Gould



THE MOST EFFECTIVE HEAT THERAPY NOW COMES IN EMPTY TUBES



Don't mess with tubes of cream. Use THERMOSKIN* Physiological Heat Retainers. They're the simplest, most effective form of prolonged heat therapy for injured muscles, tendons and ligaments.

THERMOSKIN Heat Retainers capture and retain natural body heat, increasing temperature in affected areas. Blood flow increases. Recovery at the injury sites is enhanced. Tendons become flexible. Return to regular activity is quick.

Only THERMOSKIN Heat Retainers use TRIOXON.* This material absorbs perspiration and allows the skin to ventilate. THERMOSKIN Heat Retainers can there-

fore be worn comfortably for longer. Anywhere. Any time.

THERMOSKIN Heat Retainers come in a wide range of anatomically shaped body parts,

each in five sizes, and are selected for use by the Australian Institute of Sport.

THERMOSKIN Heat Retainers, the most effective way of preventing, treating and rehabilitating injuries. For more information see your chemist, sports store or write to: Johnson & Johnson, c/-



Selected for use by the Australian Institute of Sport.

Customer Service Department,

154 Pacific Hwy, St Leonards, NSW 2065.



THERMOSKIN
PHYSIOLOGICAL HEAT RETAINERS

*Trademark © Johnson & Johnson Aust. Pty Ltd 1989

Johnson & Johnson

Ken Meredith changing tack

How the Australian Sports Commission and Australian Institute of Sport view Ken.

A small piece of Australian Institute of Sport history has ended quietly with the recent retirement of its longest-standing athlete. When gymnast Ken Meredith switched roles from athlete to coach it marked the end of a nine-year career at the Institute. Ken being the only remaining athlete from Day One at the AIS.

Just finished High School in sunny Brisbane, the 18 year-old arrived in a cool Canberra not knowing what to expect. "In those days we trained in one-third of the Indoor Stadium and lived in a succession of colleges throughout Canberra", Ken said. "Everyone was thrown in together. We were all over the top at being down here. It was new for everybody and really, really sociable". For most of the athletes it was a first and last chance to make sport their profession.

"These days it's much easier to make a career out of your sport", Ken said. "If you're going to give up the best years of your life, you really want the opportunity to make the best of it".


Ken warns current AIS athletes that they get few chances of winning and/or recognition. "Listen to your coach" is his advice to them. "You need to listen and remember that the decisions you make now may be deciding your future", he said.

"If you're willing to come to the AIS, you must also be willing to devote everything to your sport. It's important not to get too carried away with your own importance and forget what hard work means. Sport is not six hours in the gym—it goes from morning to the next morning and the next".

Early in his AIS life, Ken studied Architectural Drafting but, like many of his fellow athletes, found the demands of training and competition too difficult to manage. However, education should be a high priority, according to Ken.

"You don't want to finish and find nothing there to go on with", he said. He has been fortunate in finding employment as a Scholarship Apprentice Coach with the AIS, working with two groups of ACT youngsters. This follows five years coaching local handicapped children.

"Fifteen years in gymnastics has given me the kind of experience that can't be found in a textbook and I'm looking forward to putting it all back into gymnastic programs", he said.



Praise from coach and peers

AIS Head Gymnastics Coach, Warwick Forbes, is full of praise for Ken, describing Meredith's career as that of the Aussie Battler.

"There have been a lot of gymnasts at the AIS with more talent than Ken", Forbes said. "But none have achieved what Ken has done. Persistence and determination have given him his Australian and overseas successes".

Meredith typifies the commitment and dedication required to be a successful gymnast.

Winning the AIS Gymnast of the Year Award for four years—more than any other gymnast—shows the esteem in which he is held by his peers.

Final words come from fellow gymnast and 1990 Commonwealth Games gold medallist Brennon Dowrick:

"Ken opened the door for all of us", he said. "He inspired us while we trained with him and will continue to do so now he is one of our coaches".

Basic Facts

Ken Meredith

Age: 27

Career Highlights: 1981, 1983, 85, 87, 89 World Championships

Championships:

1986 Commonwealth Cup—2nd Rings, 3rd P. Bars

1987 Australian Championships—1st overall

1988 Czechoslovakian Liberation Cup—Gold Medals All Round and Floor.

1988 Seoul Olympics—"The whole experience was incredible. You realise what it's all about".

Reprinted with permission and courtesy of author Tricia Evans from Australian Sports Commission and Australian Institute of Sport—Staff Bulletin, June 1990, Volume 2, Number 3.

National Development Tour of Queensland

Following is a report on the Sport Development Tour of Central and North Queensland from May 21st-25th, which was funded by the Australian Gymnastic Federation and organised by the Queensland Gymnastic Association.

The sporting organisation and staff wishing to be involved in the tour were:

Queensland Gymnastic Association:

Jenny Young, Development Officer

Queensland Cricket Association:

Peter Charles, Development Officer

Queensland Basketball Association:

Trevor Cook, Coaching Director

World of Sport Wholesalers:

Bob McVey, Phys. Ed. Consultant

All the planning and organisation was completed by myself and Bob McVey of World of Sport.

DEVELOPMENT TOUR


Monday 21st May: Rockhampton

On arrival into Rockhampton, around 9.30 am, loaded with a very heavy sports bag (supplied by World of Sport) full of resource material and various pieces of small equipment which are easy to make and complement a General Gymnastics program, we headed to Allenstown State Primary School for the day's program.

Nearly 40 Central Queensland teachers participated in the in-service sessions with a number of them travelling more than 300 kms to attend and a few just for the gymnastics section.

Due to a couple of senior Education Dept. regional personnel being concerned about gymnastics, there had been no gymnastic in-service organised at a regional level for some time. Therefore, gymnastics was highly demanded on the day with teachers asking many questions and getting totally involved in practical sessions.

The teachers were 'starved' for resources. Although most had seen Gym Fun, they had no idea how to use it to its fullest or where to start. The handouts I took along on activity ideas, safety points, skill lead-ups, progressions and equipment use were gobbled up.



Tuesday 22nd May: Mackay

Mackay is an area which has previously lacked in-service sessions. This has been due to their location—Mackay was the northern boundary of Central Region and is now the southern boundary of the Northern Region. To attend in-service sessions, a lot of travelling and cost are involved.

The in-service sessions were run at Mackay North Primary School and once again we were very well received. The 10 participants, (one being a high school teacher) were very keen and interested and once again required as much information as possible on available resources. The teachers present were very interested in the equipment we took along.

The demonstration classes used had not done gymnastics before which helped show how easy and safely a class could be organised. Even for classroom teachers. All teachers asked for further assistance in planning a program.

Once again it was indicated that a more intense in-service was needed and hopefully may be organised by using locally based personnel.

Wednesday 23rd May: Townsville

As it worked out our tour fitted in perfectly in this area as it was their Primary Phys. Ed. in-service day meaning all Primary Phys. Eds were available to attend.

The day was run at Vincent Street Primary School with over 20 participants involved. Due to this region being more organised, it has had numerous in-service days, but so far had not included gymnastics. Teachers were very keen and interested.

Overall I feel the practical sessions with the children were the most beneficial as we showed how easy and safely a lesson could be run. Activity ideas and equipment uses were demonstrated. The teachers gained 'hands-on' experience. This session allowed for any previous problems to be cleared up/worked out.

National Development Tour of Queensland



Thursday 24th May: Mt Isa

After a two hour flight which took nearly three hours due to head winds, we were welcomed to a very cool Mt Isa (10 with a max of 15)—and we thought we were going to the Hot North....

Mt Isa is very isolated in relation to in-service sessions. The staff present were very appreciative of our efforts to visit and pass on as much information as possible.

Although there was only half a dozen teachers participating (this is the total number of Phys. Ed. teachers in Mt Isa), all were interested and involved.

Following this in-service day, we have now been asked back to Mt Isa in September for a week of activities for children who will be flown in from isolated areas. This will be organised through the Distance Education system. As well as running practical sessions for the children, we hope to run coaching courses for club personnel as well as teachers.

Friday 25th May: Cairns

Through our own contacts, we organised an in-service session for teachers and students at Edge Hill State School during the morning and this was very well received.

During the remainder of the day we visited numerous Primary and High Schools to show interested personnel the resources and to establish further contacts.

Before departing for Brisbane we had a meeting with the President of one of our Gym Clubs who is also an Inspector for P-3 in the Education Department. He also indicated the need for more in-service of this kind and will take steps to organise a number of gymnastic in-service days for teachers in the P-3 area.

Wearily....Home!

CONCLUSION

All involved in the Development Tour thought it was a great success and hopefully many good things will come from this initiative.

Already other Regions have heard of the Tour and have since requested something similar in their own Regions.

Once again thank-you to the Australian Gymnastic Federation for their assistance in funding this Tour through the Australian Sports Commission. I feel it has been well worth it. A thank-you to World of Sport Wholesalers for their assistance in organising correspondence and funding the hiring of cars. The Queensland Gymnastic Association has contributed by way of printed resources and supply of staff.

Only gymnastics can benefit.

Jenny Young
Development Officer
Queensland Gymnastic Association Inc.

Travelodge
SOUTHERN PACIFIC HOTEL CORPORATION


**OUR OFFICIAL
HOTEL**

GYMNASTIC TIDBITS



***Monique Allen/Brennon Dowrick presented
with Telecom Commemorative Plaques***

Telecom acknowledges the Commonwealth Gold Medal performances of Brennon Dowrick and Monique Allen. Pictured with Monique and Brennon are Yuri Titov, International Gymnastic Federation President, and Paul Linden of Telecom Australia.



Cathy MacIntosh accepts U.S. Scholarship

Cathy MacIntosh (Bunnerong-NSW) Level 10 Champion has accepted a scholarship to the University of Washington in Seattle. Good luck, Cathy.

RESULTS

NATIONAL CLUBS CHAMPIONSHIPS

WAG LEVEL 10
ALL-AROUND INDIVIDUAL

Name	Team	Vault	Bars	Beam	Floor	Overall	Total	Place
Cathy MacIntosh	NSW	9.100	9.050	8.150	9.300	35.600	72.100	1
		8.900	9.050	9.250	9.300	36.500		
Catherine Turner	NSW	9.550	9.000	8.100	9.250	35.900	72.000	2
		9.450	8.950	8.500	9.200	36.100		
Kim McKay	ACTInd1	8.750	8.400	8.800	9.000	34.950	70.500	3
		8.450	9.125	8.975	9.000	35.550		
Eileen Angelo	NSW	9.275	8.850	8.800	8.500	35.425	69.550	4
		8.525	8.900	8.000	8.700	34.125		
Emily McWilliam	VIC	8.800	8.800	8.400	8.650	34.650	69.525	5
		8.750	8.250	8.925	8.950	34.875		
Sally Weiss	VIC	8.775	8.650	8.450	8.800	34.675	69.450	6
		8.725	8.550	8.650	8.850	34.775		
Lan Barrow	VIC	8.800	8.750	8.450	8.650	34.650	69.375	7
		8.850	8.650	8.525	8.700	34.725		
Michelle Bradney	VIC	8.650	8.050	8.600	8.900	34.200	68.600	8
		8.600	8.800	8.200	8.800	34.400		
Rachelle Evans	VICInd1	8.700	8.450	8.000	8.750	33.900	68.400	9
		8.850	8.550	8.250	8.850	34.500		
Trisha Butler	QLDInd1	8.825	8.700	8.400	8.400	34.325	68.375	10
		8.750	8.600	8.300	8.400	34.050		
Dhana Crozier	ACTInd2	8.700	8.350	8.250	8.650	33.950	68.325	11
		8.500	8.425	8.800	8.650	34.375		
Sharene Griffin	NSW	8.400	8.400	8.350	8.500	33.650	68.050	12
		8.200	8.300	9.400	8.500	34.400		
Collette Hardcastle	VIC	8.450	8.600	8.350	8.100	33.500	67.425	13
		8.525	8.450	8.550	8.400	33.925		
Melanie Spicer	NSW	8.675	8.800	8.450	7.800	33.725	67.225	14
		8.700	8.150	8.200	8.450	33.500		
Kylie Booth	SAlnd1	8.500	7.950	8.650	8.300	33.400	66.750	15
		8.300	7.900	8.700	8.450	33.350		
Megan Peck	VICInd2	8.550	7.950	7.100	7.800	31.400	65.300	16
		8.550	8.650	8.250	8.450	33.900		
Sharyn Macguire	NSW	8.600	7.100	8.175	8.250	32.125	64.575	17
		8.750	7.300	8.450	7.950	32.450		
Christine Jones	TASInd1	8.650	7.700		8.250	24.600	58.600	18
		8.600	8.350	8.500	8.550	34.000		
Martine George	WAInd1	8.500	8.050		8.350	24.900	0.000	19
					0.000	0.000		
Terena Chant	SAlnd2				0.000	7.600	7.600	20

WAG LEVEL 10 TEAM PLACINGS

Team	Total	Place
NSW	142.300	1
VIC	139.825	2

WAG LEVEL 9 COMP II

ALL-AROUND INDIVIDUAL (RESIDENTIAL)

Name	Team	Vault	Bars	Beam	Floor	Overall	Total	Place
Thea Ormond	VIC	9.125	9.075	8.500	9.300	36.000	71.450	1
		8.750	9.000	8.750	8.950	35.450		
Alex Walker	VIC	9.000	9.200	8.800	8.800	35.800	70.800	2
		8.550	9.150	8.500	8.800	35.000		
Janine Ross	VIC	8.300	8.900	8.450	9.200	34.850	70.400	3
		8.600	8.750	9.100	9.100	35.550		
Cassie Hilderbrandt	VIC	8.700	9.125	8.625	8.900	35.350	70.325	4
		8.425	9.050	8.600	8.900	34.975		
Anastasia Deliakis	NSW	9.200	8.560	8.750	8.900	35.400	70.050	5
		8.750	8.450	9.050	8.400	34.650		
Natarsha Hennessy	QLD	9.000	8.700	8.200	9.000	34.900	69.725	6
		8.725	8.650	8.650	8.800	34.825		
Holly Francis	NSW	8.675	8.775	8.700	8.500	34.650	69.475	7
		8.300	8.825	9.050	8.650	34.825		
Dorka Jashan	VIC	8.850	8.200	8.600	8.550	34.200	68.825	8
		8.675	8.250	8.800	8.900	34.625		
Belinda Latta	NSW	9.100	8.650	8.200	8.500	34.450	68.525	9
		8.675	7.950	8.850	8.600	34.075		
Stephanie Costa	NSWInd2	8.650	8.000	8.800	8.850	34.300	68.450	10
		8.500	8.200	8.750	8.700	34.150		
Samantha Read	QLD	8.750	8.550	8.000	8.550	33.850	68.225	11
		8.475	8.650	8.850	8.400	34.375		
Julie Challenor	NSWInd4	8.400	8.800	8.750	8.200	34.150	68.150	12
		8.350	8.800	8.600	8.250	34.000		
Kylie Hendry	QLD	8.825	8.400	7.950	8.275	33.450	68.100	13
		8.700	8.450	9.150	8.350	34.650		

WAG LEVEL 10 FINALS

Name	Team	Place	Place
VAULT			
Catherine Turner	NSW	9.550	1
Eileen Angelo	NSW	9.275	2
Cathy MacIntosh	NSW	9.100	3
Trisha Butler	QLDInd1	8.825	4
Lan Barrow	VIC	8.800	=5
Emily McWilliam	VIC	8.800	=5
Sally Weiss	VIC	8.775	7
Kim McKay	ACTInd1	8.750	8
BARS			
Cathy MacIntosh	NSW	9.050	1
Catherine Turner	NSW	9.000	2
Eileen Angelo	NSW	8.850	3
Melanie Spicer	NSW	8.800	=4
Emily McWilliam	VIC	8.800	=4
Lan Barrow	VIC	8.750	6
Trisha Butler	QLDInd1	8.700	7
Sally Weiss	VIC	8.650	8

Name	Team	Total	Place
BEAM			
Kim McKay	ACTInd1	8.800	=1
Eileen Angelo	NSW	8.800	=1
Kylie Booth	SAlnd1	8.650	3
Michelle Bradney	VIC	8.600	4
Melanie Spicer	NSW	8.450	=5
Lan Barrow	VIC	8.450	=5
Sally Weiss	VIC	8.450	=5
Trisha Butler	QLDInd1	8.400	=8
Emily McWilliam	VIC	8.400	=8
FLOOR			
Cathy MacIntosh	NSW	9.300	1
Catherine Turner	NSW	9.250	2
Kim McKay	ACTInd1	9.000	3
Michelle Bradney	VIC	8.900	4
Sally Weiss	VIC	8.800	5
Rachelle Evans	VIC	8.750	6
Dhana Crozier	ACTInd2	8.650	=7
Lan Barrow	VIC	8.650	=7
Emily McWilliam	VIC	8.650	=7

Name	Team	Vault	Bars	Beam	Floor	Overall	Total	Place
Melanie Bray	NSW	8.450	8.700	8.400	8.600	34.150	67.800	14
		8.300	7.850	8.950	8.550	33.650		
Cindy Shammall	SA	8.600	8.250	8.550	8.400	33.800	67.375	15
		8.325	8.150	8.600	8.500	33.575		
Carys Hubbard	NZ	8.650	8.500	8.050	8.500	33.700	67.250	16
		8.450	8.900	8.050	8.150	33.550		
Christine Morton	ACTInd1	8.675	8.100	8.050	8.575	33.400	67.200	=17
		8.300	8.750	8.250	8.500	33.800		
Angela Scott	NZ	8.800	8.550	8.450	8.350	34.150	67.200	=17
		8.700	7.900	7.950	8.500	33.050		
Marion Sands	NSWInd1	8.500	8.325	8.100	8.500	33.425	67.025	19
		8.500	8.550	8.050	8.500	33.600		
Melanie Laing	NZ	8.950	7.300	8.550	8.400	33.200	66.950	20
		8.800	7.750	8.550	8.550	33.750		
Holly Mills	NZ	8.800	8.200	7.850	8.650	33.500	66.800	21
		8.350	8.600	7.900	8.450	33.300		
Kylie Bowring	NZ	8.500	7.700	8.050	8.150	32.400	66.000	22
		8.700	8.200	8.200	8.500	33.600		
Heather McKenzie	NZ	8.700	7.850	8.400	24.950		58.975	23
		8.700	8.150	8.700	8.475	34.025		
Samantha Gregory	SA	0.000	7.850	8.700	0.000	16.550	50.175	24
		8.425	8.500	8.450	8.250	33.625		
Dionne Lyon	WA	9.200			9.200		42.700	25
		8.900	8.150	8.250	8.200	33.500		

RESULTS

NATIONAL CHAMPIONSHIPS

WAG LEVEL 9

ALL-AROUND INDIVIDUAL(AUST vs NZ)

Name	Team	Vault	Bars	Beam	Floor	Total	Place
Thea Ormond	AUS	9.125	9.075	8.500	9.300	36.000	1
Alex Walker	AUS	9.000	9.200	8.800	8.800	35.800	2
Cassie Hilderbrandt	AUS	8.700	9.125	8.625	8.900	35.350	4
Natarsha Jennessy	AUS	9.000	8.700	8.200	9.000	34.900	5
Janine Ross	AUS	8.300	8.900	8.450	9.200	34.850	6
Holly Francis	AUS	8.675	8.775	8.700	8.500	34.650	7
Carys Hubbard	NZ	8.650	8.500	8.050	8.500	33.700	16
Holly Mills	NZ	8.800	8.200	7.850	8.650	33.500	17
Melanie Laing	NZ	8.950	7.300	8.550	8.400	33.200	21
Kylie Bowring	NZ	8.500	7.700	8.050	8.150	32.400	22
Heather McKenzie	NZ	8.700	7.850	8.400	24.950		23

WAG LEVEL 9 COMPETITION 1B
ALL-AROUND INDIVIDUAL

Name	Team	Vault	Bars	Beam	Floor	Total	Place
Janine Ross	VIC	8.600	8.750	9.100	9.100	35.550	1
Thea Ormond	VIC	8.750	9.000	8.750	8.950	35.450	2
Alex Walker	VIC	8.550	9.150	8.500	8.800	35.000	3
Cassie Hilderbrandt	VIC	8.425	9.050	8.600	8.900	34.975	4
Holly Francis	NSW	8.300	8.825	9.050	8.650	34.825	=5
Natarsha Hennessy	QLD	8.725	8.650	8.650	8.800	34.825	=5
Anastasia Deliakis	NSA	8.750	8.450	9.050	8.400	34.650	=7
Kylie Hendry	QLD	8.700	8.450	9.150	8.350	34.650	=7
Dorka Jashan	VIC	8.675	8.250	8.800	8.900	34.625	9
Samantha Read	QLD	8.475	8.650	8.650	8.400	34.375	10
Stephanie Costa	NSWInd2	8.500	8.200	8.750	8.700	34.150	11
Belinda Latta	NSW	8.675	7.950	8.850	8.600	34.075	12
Heather McKenzie	NZ	8.700	8.150	8.700	8.475	34.025	13
Julie Challenor	NSWInd4	8.350	8.800	8.600	8.250	34.000	14
Christine Morton	ACTInd1	8.300	8.750	8.250	8.500	33.800	15
Melanie Laing	NZ	8.800	7.750	8.550	8.650	33.750	16
Melanie Bray	NSW	8.300	7.850	8.950	8.550	33.650	17
Samantha Gregory	SA	8.425	8.500	8.450	8.250	33.625	18
Marion Sands	NSWInd1	8.500	8.550	8.050	8.500	33.600	=19
Lauren Solly	SA	8.650	7.900	8.400	8.650	33.600	=19
Kylie Bowring	NZ	8.700	8.200	8.200	8.500	33.600	=19
Cindy Shammall	SA	8.325	8.150	8.600	8.500	33.575	22
Fiona Sutherland	VICInd1	8.450	8.500	8.250	8.350	33.550	=23
Carys Hubbard	NZ	8.450	8.900	8.050	8.150	33.550	=23

RESULTS

WAG NATIONAL LEVELS OCEANIA CHAMPIONSHIPS

WAG LEVEL 8—COMPETITION II
ALL-AROUND INDIVIDUAL

Name	Team	Vault	Bars	Beam	Floor	Overall	Total	Place
Nicole Downes	NSW	8.900	9.150	8.650	8.750	35.340	70.900	1
Donna Herbert	NSW	8.800	9.100	9.000	8.650	35.550		
Sheridan Murphy	NSW	8.650	9.050	8.500	8.500	34.700	70.250	2
Sharon Gruenert	VIC	8.600	8.900	8.850	8.200	35.000		
Belinda Bricker	QLD	8.650	8.750	8.500	8.600	35.200	70.200	3
Meggan McDiue	NSW	8.300	8.650	8.500	8.500	34.450	69.100	5
Melanie Cross	VIC	8.700	8.750	8.400	8.750	34.600	69.025	6
Heidi Johnson	NSW	8.650	8.650	8.200	8.300	33.800	68.400	7
Jessica Morgan	VIC	8.700	9.000	8.150	8.550	34.400	68.300	8
Lenice Sorenson	NZ	8.400	8.500	8.350	8.700	34.050	67.975	9
Joanne Butler	QLD	8.700	8.500	8.100	8.650	33.900	67.950	10
Julie Anne Keane	SA	8.500	8.825	8.500	8.500	33.375	67.725	12
Tracy Kwan	VIC	8.400	8.750	8.800	9.050	34.000		
Linda Harradine	SA	8.350	8.450	8.200	8.650	33.650	67.650	13
Monique St Clair	VIC	8.600	8.800	7.800	8.600	33.800	67.550	=14
Megan Grice	NZ	8.500	8.400	8.150	8.700	33.750	67.550	=14
Kirsty Thorne	NZ	8.500	8.300	7.950	8.600	33.350	67.000	16
Cheryl Hambrook	WA	8.575	7.900	8.650	8.450	33.575	66.925	17
Michelle Hamilton	QLD	8.925	8.750	7.200	8.700	33.575		
Dierdre O'Neil	NZ	8.700	8.200	7.750	8.100	33.300	66.875	18
Chandra Hamilton	ACT	8.450	8.450	8.500	8.000	33.400		
Kerry Nichols	WA	8.350	8.700	8.200	8.050	33.300	66.700	21
Amy Kingstand	NZ	8.800	8.700	7.450	7.800	32.750		
Sara Ferris	NZ	8.675	8.700	8.075	8.350	33.800	66.550	22
Sharon Kiernan	WA	8.550	7.800	8.300	8.200	32.850		
		8.400	8.250	8.100	8.300	33.050	66.900	23
		8.650	7.900	8.150	8.350	32.950		
		8.150	7.600	8.000	8.300	32.050	65.000	24
		0.000	0.000	7.600	0.000	7.600		
		8.500	6.900	8.450	8.350	32.200	39.800	25

WAG LEVEL 8 OCEANIA TEAM RESULTS

Team	Total	Place
AUST	142.225	1
NZ	135.500	2

TEAM PLACINGS

Name	Total	Place
NSW	140.550	1
VIC	136.650	2
QLD	134.800	3
NZ	134.725	4
SA	133.875	5
WA	133.825	6
ACT	131.850	7
NT	129.550	8
TAS	126.275	9

WAG LEVEL 8 FINALS

Name	Team	Total	Place
VAULT			
Dierdre O'Neil	NZ	9.400	1
Sheridan Murphy	AUS	9.050	2
Belinda Bricker	AUS	9.000	3
Cheryl Hambrook	WA	8.925	4
Nicole Downes	AUS	8.900	5
Megan Grice	NZ	8.850	6
Donna Herbert	AUS	8.800	=7
Kerry Nichols	WA	8.800	=7
BEAM			
Donna Herbert	AUS	9.000	1
Sheridan Murphy	AUS	8.850	2
Jessica Morgan	VIC	8.825	3
Meggan McDiue	AUS	8.800	=4
Tracy Kwan	VIC	8.800	=4
Sharon Gruenert	AUS	8.775	6
Kirsty Thorne	NZ	8.700	7
Nicole Downes	AUS	8.650	=8
Belinda Bricker	AUS	8.650	=8
FLOOR			
Tracy Kwan	VIC	9.050	1
Belinda Bricker	AUS	8.900	2
Meggan McDiue	AUS	8.850	=3
Joanne Butler	QLD	8.850	=3
Nicole Downes	AUS	8.750	=5
Melanie Cross	VIC	8.750	=5
Sharon Gruenert	AUS	8.750	=5
Megan Grice	NZ	8.750	=5

LEVEL 8 COMPETITION 1B—ALL-AROUND INDIVIDUAL

Name	Team	Vault	Bars	Beam	Floor	Total	Place
Nicole Downes	NSW	8.750	9.200	8.600	8.900	35.450	1
Sheridan Murphy	NSW	8.900	8.800	8.950	8.550	35.200	2
Donna Herbert	NSW	8.650	9.050	8.500	8.500	34.700	3
Sharon Gruenert	VIC	8.650	8.750	8.500	8.600	34.500	4
Belinda Bricker	QLD	8.900	8.550	8.500	8.500	34.450	5
Meggan McDiue	NSW	8.300	8.725	8.550	8.850	34.425	6
Heidi Johnson	NSW	8.700	9.000	8.150	8.550	34.400	7
Lenice Sorenson	NZ	8.400	8.550	8.400	8.550	33.900	8
Melanie Cross	VIC	8.650	8.650	8.200	8.300	33.800	=9
Jessica Morgan	VIC	8.650	8.500	8.150	8.500	33.800	=9
Kerry Nichols	WA	8.675	8.700	8.075	8.350	33.800	=9
Joanne Butler	QLD	8.575	8.500	8.100	8.600	33.775	12
Linda Harradine	SA	8.350	8.650	8.100	8.450	33.750	=13
Monique St Clair	VIC	8.500	8.400	8.150	8.700	33.750	=13
Michelle Hamilton	QLD	8.850	8.150	7.900	8.750	33.650	=15
Tracy Kwan	VIC	8.350	8.450	8.200	8.650	33.650	=15
Kirsty Thorne	NZ	8.575	7.900	8.650	8.450	33.575	17
Julie Anne Keane	SA	8.500	8.825	7.450	8.700	33.475	18
Megan Grice	NZ	8.500	8.300	7.950	8.600	33.350	19
Chandra Hamilton	ACT	8.350	8.700	8.200	8.050	33.300	=20
Danielle Davis	NSW	8.250	8.050	8.400	8.600	33.300	=20
Cheryl Hambrook	WA	8.700	8.725	7.775	8.100	33.300	=20
Karen Gibbons	SA	8.350	8.550	7.850	8.450	33.200	23
Amy Kingstand	NZ	8.400	8.250	8.100	8.300	33.050	24
Jenny Atkins	ACT	8.250	8.650	8.050	8.050	33.000	25
Dierdre O'Neil	NZ	9.100	7.550	7.850	8.400	32.900	26
Liana Sully	QLD	8.575	8.200	7.900	8.200	32.875	27
Katie Dew	SA	7.700	8.500	7.950	8.500	32.650	28
Fiona Barber	VIC	8.600	7.250	8.400	8.300	32.550	29
Emma Biddle	ACT	8.200	8.400	7.950	7.950	32.500	=30
Vanessa Jackson	ACT	8.500	8.100	8.050	7.850	32.500	=30
Deanna Donaldson	SA	8.200	8.250	7.700	8.350	32.500	=30
Sonia Di Pierro	NT	8.550	8.550	7.100	8.050	32.250	=33
Leanne Williams	WA	8.200	8.100	7.650	8.300	32.250	=33
Merree George	WA	7.750	8.450	7.475	8.550	32.225	35
Sharon Kiernan	WA	8.500	6.900	8.450	8.350	32.200	36
Kylie Page	SA	8.175	8.050	7.350	8.500	32.075	37
Amanda Carr Thompson	NT	7.950	8.500	7.200	8.400	32.050	=38
Sara Ferris	NZ	8.150	7.600	8.000	8.300	32.050	=38
Kali Graham	ACT	8.400	8.450	7.450	7.700	32.000	=40
Katie Towns	TAS	8.150	7.700	7.900	8.250	32.000	=40
Shari Hawke	ACT	7.900	8.400	7.750	7.800	31.850	=42
Susan Sacchi	NT	8.050	7.300	8.300	8.200	31.850	=42
Katrina Miller	QLD	7.900	8.200	7.500	8.150	31.750	44
Margaret Towns	TAS	8.325	7.150	8.000	8.200	31.675	45
Veralin Bath	NT	7.900	7.700	7.500	8.400	31.500	46
Dorothy Boys	NT	7.750	8.100	7.700	7.900	31.450	47
Janelle McBain	WA	8.475	7.700	6.750	8.100	31.025	48
Naomi Fanti	NT	7.850	7.600	7.700	7.450	30.600	=49
Christine Munro	TAS	7.800	7.600	7.650	7.550	30.600	=49
Heidi Towns	TAS	7.750	7.850	6.950	7.650	30.200	51
Rachel Butler	TAS	7.750	7.800	6.750	7.400	29.700	52
Sandra Midson	TAS	8.400	6.000	6.900	8.050	29.350	53

OCEANIA ALL-AROUND INDIVIDUAL

Name	Team	Vault	Bars	Beam	Floor	Total	Place
Donna Herbert	AUS	8.800	9.100	9.000	8.650	35.550	1
Nicole Downes	AUS	8.900	9.150	8.650	8.750	35.450	2
Sheridan Murphy	AUS	9.050	8.900	8.650	8.200	35.000	3
Belinda Bricker	AUS	9.000	8.100	8.650	8.900	34.650	4
Sharon Gruenert	AUS	8.600	8.500	8.775	8.750	34.625	5
Meggan McDiue	AUS	8.300	8.650	8.800	8.850	34.600	6
Lenice Sorenson	NZ	8.500	8.500	8.350	8.700	34.050	11
Dierdre O'Neil	NZ	9.400	8.100	7.950	8.400	33.850	14
Megan Grice	NZ	8.850	7.750	8.300	8.750	33.650	17
Kirsty Thorne	NZ	8.500	7.800	8.700	8.350	33.350	20
Sara Ferris	NZ	8.650	7.800	8.150	8.350	32.950	22
Amy Kingstand	NZ	8.550	7.800	8.300	8.200	32.850	23

RESULTS

COMMONWEALTH BANK WAG NATIONAL CLUBS CHAMPIONSHIPS—BRISBANE 1990

INDIVIDUAL ALL-AROUND

DIVISION "A"

Name	Club	State	Total	Place
Kylie Shadbolt	Barron Valley	(A)QLD	37.9250	1
Lisa Read	Sydney YMCA	(A)NSW	37.6750	2
Sally-Ann Hargraves	Chetkovich Academy	(A)WA	37.5750	3
Monique Allen	Warringham	(A)NSW	36.9250	4
Julianne Monico	Canberra United	(A)ACT	36.5250	5
Michelle Teller	Chetkovich Academy	(A)WA	36.0250	=6
Dyani Springbett	Warringham	(A)NSW	36.0250	=6
Lisa McTiernan	Oakflats	(A)NSW	35.8000	8
Tracey Gibbs	Northern Districts	(A)WA	35.6750	9
Ruth Moniz	Sydney YMCA	(A)NSW	35.6500	10
Michelle Browning	Warringham	(A)NSW	33.9500	11
Amanda Laidler	L'Elfin	(A)NSW	33.2750	12
Hollie Bevans	MLC	(A)VIC	32.9500	13
Kirsten Haggart	Sydney YMCA	(A)NSW	32.7500	14
Jane Warrilow	Northern Districts	(A)WA	0.0000	PI

DIVISION "B"

Name	Club	State	Total	Place
Cathy MacIntosh	Bunnerong	(A)NSW	36.0250	1
Catherine Turner	Gunnedah	(A)NSW	35.7500	2
Trish Butler	Chandlers Comets	(A)QLD	35.2750	3
Eileen Angelo	Bunnerong	(A)NSW	35.1750	4
Kylie Hendry	Chandlers Comets	(A)QLD	34.2000	5
Dorka Jahshan	Cheltenham	(A)VIC	34.1000	6
Ailly Walker	Cheltenham	(A)VIC	33.9500	7
Samantha Read	Lawnton Academy	(A)QLD	33.7750	8
Deanna Trainer	Chetkovich Academy	(A)WA	33.6500	9
Martine George	Northern Districts	(A)WA	33.4500	10
Cassie Hildebrandt	Cheltenham	(A)VIC	33.1000	11
Christine Morton	Canberra City	(A)ACT	32.6500	=12
Melanie Spicer	Sydney YMCA	(A)NSW	32.6500	=12
Sharon Rochester	Chandlers Comets	(A)QLD	32.3000	14
Rebecca Burke	Chandlers Comets	(A)QLD	32.2000	15
Kyriana Philippou	Western Youth	(A)SA	32.1750	16
Natalie Saliba	Chetkovich Academy	(A)WA	31.8000	17
Michelle Jewell	Chetkovich Academy	(A)WA	31.3250	18
Kim Sleep	Western Youth	(A)SA	30.0500	19
Nartasha Hennessy	Heatley	(A)QLD	0.0000	

OVERALL CLUB FINAL POINTS

Club	State	Points
Bunnerong	NSW	30.0000
Chetkovich Academy	WA	29.0000
Warringham	NSW	26.0000
Chandlers Comets	QLD	24.0000
Sydney YMCA	NSW	19.0000
Cheltenham	VIC	15.0000
Canberra City	ACT	15.0000
Western Youth	SA	12.0000
AIS School	ACT	10.0000
Northern Districts	WA	9.0000
Barron Valley	QLD	6.0000
Joliettes	WA	6.0000
Canberra United	ACT	4.0000
Batavia Coast	WA	4.0000
Oakflats	NSW	3.0000
Gunnedah	NSW	3.0000
Heatley	QLD	2.0000
Lawnton Academy	QLD	2.0000
L'Elfin	NSW	1.0000
Rockhampton Girls	QLD	
Ferry Hills	QLD	
Ingleburn	NSW	
Gold Coast	QLD	
MLC	VIC	
Wellington	NZ	
Bundaberg YMCA	QLD	

DIVISION "C"

RESULTS

COMMONWEALTH BANK WAG NATIONAL CLUBS CHAMPIONSHIPS-BRISBANE 1990
"A" DIVISION OVERALL TEAM TOTALS

Club	Total	Place
Warringah	106.9000	1
Sydney YMCA	106.0750	2

APPARATUS TEAM TOTALS

Club	Total	Place
VAULT		
Warringah	26.4000	1
Sydney YMCA	26.3750	2
BARS		
Warringah	26.2250	1
Sydney YMCA	26.2000	2
BEAM		
Warringah	27.1000	1
Sydney YMCA	26.3750	2
FLOOR		
Warringah	27.1750	1
Sydney YMCA	27.1250	2

"B" DIVISION
APPARATUS TEAM TOTALS

Club	Total	Place
VAULT		
Chandler Comets	26.2500	1
Chetkovitch Academy	26.0250	2
Cheltenham	26.0000	3
Western Youth	24.0750	4
Bunnerong	17.8750	5
BARS		
Cheltenham	24.8500	1
Chandler Comets	24.1500	2
Western Youth	23.4500	3
Chetkovitch Academy	23.3500	4
BEAM		
Chandler Comets	25.6500	1
Cheltenham	24.2500	2
Western Youth	23.4500	3
Chetkovitch Academy	22.7000	4
FLOOR		
Cheltenham	26.0500	1
Chandler Comets	25.7250	2
Chetkovitch Academy	24.7000	3
Western Youth	23.4500	4

"C" DIVISION
OVERALL TEAM TOTALS

Club	Total	Place
Chandler Comets	101.2250	1
Chetkovitch Academy	100.3750	2
Bunnerong	99.9000	3
Northern Districts	99.7750	4
Cheltenham	99.5250	5
Canberra City	99.0250	6
Heatley	98.9500	7
Cheltenham	98.2750	8
Bunnerong	97.5500	9
Wellington	96.7000	10
Rockhampton Girls	95.9000	11
Lawnton Academy	95.5000	12
Bundaberg	94.9500	13
Sydney YMCA	93.5500	15
Bunnerong	89.9000	16

APPARATUS TEAM TOTALS

Club	Total	Place
VAULT		
Chetkovitch Academy	26.2000	1
Cheltenham	25.6000	2
Northern Districts	25.4500	3
Chandler Comets	25.3000	4
Lawnton Academy	25.1500	=5
Bunnerong	25.1500	=5
Cheltenham	25.0500	7
Canberra City	24.8500	8
Heatley	24.8000	=9
Wellington	24.8000	=9
Sydney YMCA	24.7000	11
Bunnerong	24.6000	12
Wellington	24.5000	13
Rockhampton Girls	23.6000	14
Bundaberg	23.4500	=15
Bunnerong	23.4500	=15

BARS		
Cheltenham	25.4000	1
Cheltenham	25.0500	2
Canberra City	25.0000	3
Northern Districts	24.8000	4
Bunnerong	24.7500	=5
Chetkovitch Academy	24.7500	=5
Bunnerong	24.6000	7
Chandler Comets	24.5000	8
Rockhampton Girls	24.4000	9
Heatley	24.1500	10
Bundaberg	23.9000	11
Lawnton Academy	23.5500	=12
Wellington	23.5500	=12
Sydney YMCA	22.4500	14
Wellington	21.9500	15
Bunnerong	21.7500	16

BEAM		
Chandler Comets	25.6750	1
Bunnerong	24.8500	2
Heatley	24.8000	3
Chetkovitch Academy	24.3750	4
Bunnerong	24.3000	5
Northern Districts	24.2250	6
Rockhampton Girls	24.1500	7
Cheltenham	23.9750	8
Wellington	23.9000	9
Wellington	23.6500	10
Canberra City	23.6250	=11
Cheltenham	23.6250	=11
Bundaberg	23.6000	13
Sydney YMCA	23.1500	14
Lawnton Academy	22.1000	15
Bunnerong	21.8500	16


FLOOR		
Chandler Comets	25.7500	1
Canberra City	25.5500	2
Northern Districts	25.3000	3
Heatley	25.2000	4
Bunnerong	25.1500	5
Chetkovitch Academy	25.0500	7
Lawnton Academy	24.7000	8
Cheltenham	24.5500	=9
Cheltenham	24.5500	=9
Bunnerong	24.0500	11
Bundaberg	24.0000	12
Rockhampton Girls	23.7500	13
Sydney YMCA	23.2500	14
Wellington	22.9500	15
Bunnerong	22.8500	16

"D" DIVISION
OVERALL TEAM TOTALS

Club	Total	Place
Warringah	99.7900	1
Bunnerong	97.6200	2

APPARATUS TEAM TOTALS

Club	Total	Place
VAULT		
Warringah	25.9900	1
Bunnerong	23.2800	2
BARS		
Bunnerong	25.4400	1
Warringah	24.6000	2
BEAM		
Warringah	24.4500	1
Bunnerong	24.0000	2
FLOOR		
Bunnerong	24.9000	1
Warringah	24.7500	2



Photograph courtesy Ross Gould

Michelle Telfer, Chetkovitch Academy, WA.

RESULTS

RSG FOUR CONTINENTS CHAMPIONSHIPS
TOKYO, JAPAN
SENIOR

Name	Cty	Rope	Hoop	Ball	Ribbon	Total	Place
Akiyama Erika	JPN	9.45	9.45	9.40	9.40	37.70	1
Mary Fuzesi	CAN	9.55	9.20	9.40	9.40	37.55	2
Li Gong Hui	PRK	9.40	9.30	9.40	9.15	37.25	3
Pak Gwang Bok	PRK	9.05	9.45	9.25	9.30	37.05	4
Li Suk Yong	PRK	9.25	9.30	9.20	9.25	37.00	5
Kawamoto Yukari	JPN	9.45	9.25	8.70	9.35	36.75	6
Diane Simpson	USA	9.20	9.20	8.95	9.10	36.45	=7
Madonna Gimotea	CAN	9.20	9.00	9.10	9.15	36.45	=7
Li Li	CHN	9.00	9.20	9.00	9.20	36.40	9
Susan Cushman	CAN	9.10	8.90	9.10	9.05	36.15	10
Jennifer Lovell	USA	9.05	8.85	9.00	8.90	35.80	11
Guo Shasha	CHN	9.10	8.30	9.00	9.30	35.70	12
Bai Mei	CHN	9.15	8.10	9.20	9.20	35.65	13
Seo Se Mi	KOR	8.70	8.85	8.75	8.75	35.15	14
Lourdes Medina	CUB	8.85	8.60	8.90	8.75	35.10	15
Fujino Akemi	JPN	8.90	9.00	8.00	9.00	34.90	=16
Tracey Lepore	USA	8.95	8.15	9.00	8.90	34.90	=16
Francoise Biot	BRA	8.90	8.40	8.55	8.60	34.45	18
Kim Soo Jung	KOR	8.65	8.60	8.70	8.25	34.40	19
Stacey Wild	AUS	8.50	8.40	8.50	8.70	34.10	20
Lee Soo Ji	KOR	8.40	8.50	8.60	8.35	33.85	21
Katie Agnew	NZL	8.70	8.25	8.15	8.65	33.75	22
Marta Schonhorst	BRA	8.75	8.65	7.60	8.60	33.60	23
Rochelle Crocker	NZL	8.30	8.50	8.50	8.25	33.55	24
Kathryn Hughes	NZL	8.45	8.00	8.45	8.50	33.40	25
Zarina Fabre	ARG	8.40	7.75	8.40	8.45	33.00	26
Paula Renata Caluff	BRA	8.60	8.00	8.45	7.85	32.90	27
Isay Shung-Yn	TPE	8.10	7.65	7.80	8.20	31.73	28
Candy Octarysca	INA	7.40	7.85	7.50	7.65	30.40	29
Monica Ortega	MEX	7.70	7.50	7.65	7.15	30.00	30
Hung Yen-Chyi	TPE	7.45	7.50	7.45	7.35	29.75	31
Dneya Bunnag	THA	7.45	6.90	7.30	7.25	28.90	32
Heidi Ortega	MEX	8.15	6.45	6.80	7.25	28.55	33
Uraivan Kamawatana	THA	7.55	6.10	7.50	7.45	28.60	34
Elda Castillo	MEX	7.55	6.55	7.35	6.40	27.85	35
Yeh Fang-Yi	TPE	7.10	5.45	7.40	7.15	27.10	36

JUNIOR

Name	Cty	Rope	Hoop	Ball	Clubs	Total	Place
Ninoseki Ayumi	JPN	9.05	9.00	9.05	9.05	36.15	=1
Wang Xiuyun	CHN	8.85	9.10	9.10	9.10	36.15	=1
Liu Yu	CHN	8.75	9.10	9.15	9.10	36.10	3
Sim Jong Sii	PRK	8.90	9.10	9.00	9.05	36.05	4
Chong Gum	PRK	8.75	9.10	8.95	9.00	35.80	=5
Christy Neumam	USA	9.00	8.90	9.00	8.90	35.80	=5
Camille Martens	CAN	8.90	8.90	9.00	8.90	35.70	7
Kim Un Sii	PRK	8.90	9.00	8.75	8.95	35.60	8
Caroline Hunt	USA	8.85	8.85	9.15	8.70	35.55	9
Paula Gaum	CAN	8.95	8.70	8.95	8.90	35.50	10
Shishido Aiko	JPN	8.60	8.90	8.80	8.70	35.00	=11
Naomi Il Coulurier	USA	8.85	8.70	8.80	8.65	35.00	=11
Yukawa Yayoi	JPN	8.65	8.75	8.80	8.45	34.65	13
Kim Soo Sun	KOR	8.65	9.00	8.60	8.20	34.45	14
Park Sun Young	KOR	8.60	8.55	8.45	8.80	34.40	15
Joanne Mansfield	AUS	8.55	8.40	8.45	8.40	33.80	16
Sandra Re	ARG	8.35	8.50	8.45	8.40	33.70	17
Kim Myo Sun	KOR	8.55	8.60	7.90	8.50	33.55	18
Ivy Leishman	CAN	8.80	7.85	8.15	8.80	33.40	19
Kylie Taylor	NZL	8.25	7.90	8.10	8.05	32.30	20
Tatiani Bernardes	BRA	8.05	8.40	8.15	7.50	32.10	21
Capurro A. Dolores	URU	8.00	8.40	8.00	7.65	32.05	=22
Willa Olivia	INA	8.35	7.85	7.90	7.95	32.05	=22
Selora Knipoff	BRA	8.40	8.10	7.60	7.95	32.05	=22
Faiznur Miskin	MAL	7.95	7.95	7.95	7.90	31.75	25
Kim Knap	NZL	8.00	8.10	8.15	7.45	31.70	26
Kirsten Dorreen	NZL	8.00	7.70	8.00	7.85	31.55	=27
Yor Dania Corrales	CUB	7.80	8.25	7.20	8.30	31.55	=27
Kirenia Rvz	CUB	8.10	7.25	8.00	8.10	31.45	29
Alessandra Frederico	BRA	8.20	7.90	8.10	7.15	31.35	30
Lam Swee Kim	MAL	8.00	8.15	7.75	7.25	31.13	31
Jacque-Lin Chou	TPE	7.70	7.85	7.70	7.75	31.00	32
Farrah Hani Imran	MAL	7.80	7.80	7.15	7.75	30.50	33
Winnie S. Triyansyailiti	INA	7.65	7.35	7.75	7.70	30.45	34
Therese Lloyd	AUS	7.60	7.90	7.05	7.75	30.30	35
Su Ming-Hui	TPE	7.70	6.95	7.60	7.85	30.10	36
Tan Yuen-Li	TPE	7.70	7.85	6.15	7.65	29.35	37
Mercedes Enriquez	MEX	7.70	5.90	7.05	7.50	28.15	38
Patricia Quezada	MEX	7.60	5.65	7.25	7.40	27.90	39
U. Hanvanipattana	THA	6.00	6.25	6.25	0.00	18.50	40

ACROMAT

Spirit of Excellence



- Gymnasium Equipment
- Indoor Sports Equipment
- Weight Training Equipment
- Multi-Station Machines
- Retractable Tiered Seating

Contact Acromat for all your gymnastic equipment

- Olympic/FIG Gymnastics
- Elementary and school standard gymnastics
- Kindergym and Gym-Fun
- Rhythmic Sportive Gymnastics

We also manufacture a complete range of sporting equipment for basketball, netball, volleyball, tennis, badminton, soccer and many more.

Acromat offer a free advisory and planning service to all customers. Installation and maintenance service is also available – please contact your local agent.

PHONE FOR YOUR NEW CATALOGUE NOW

**OFFICIAL SUPPLIER OF GYMNASTIC EQUIPMENT TO
THE 1990 COMMONWEALTH GAMES AUCKLAND, N.Z.**

SOUTH AUSTRALIA
(08) 352 2288

TASMANIA
(003) 44 7406

WESTERN AUSTRALIA
(09) 409 6900

AUSTRALIAN CAPITAL TERRITORY
(062) 51 3414

VICTORIA
(03) 764 1300

NEW SOUTH WALES
(02) 661 1672

QUEENSLAND
(07) 351 4532