


# THE AUSTRALIAN GYMNAST

THE OFFICIAL MAGAZINE OF THE AUSTRALIAN GYMNASTIC FEDERATION



Vol.10. No.15.

Registered by Australia Post  
Publication No. VBQ 0561—Category B



OCTOBER, 1983

Subscription: \$10.00 year  
Individual Copy: \$2.60



All International Teams both Rhythmic and Artistic  
were outfitted by "Speedo" Australia.

**SPEEDO**



**SPEEDO**

## EDITORIAL

Front Cover: Kellie Wilson QLD/AIS

### Photographers:

Ross Gould,  
Peter Meyers  
Leonie Bianchi

Limited back issues of The Australian  
Gymnast are still available. Write to  
A.G.F. Office.

Viewpoints and opinions expressed in  
articles appearing in The Australian  
Gymnast are those of the authors. The  
Publishers accept no responsibility for  
the information supplied or the changes  
subsequent to the date of publication.

The Australian Gymnast is published  
quarterly in Melbourne and printed by

ENNIS & JARRETT PTY. LTD.  
35 Advantage Road, Highett 3190.

### STATE OFFICES — MAILING ADDRESS

Q.A.G.A.,  
Box 1471, G.P.O.,  
Brisbane, Qld. 4001

A.C.T.G.A.,  
P.O. Box 1579,  
Canberra, A.C.T. 2601

N.S.W. G.A.,  
Sports House,  
Room 507,  
157 Gloucester Street,  
Sydney, N.S.W. 2000

V.A.G.A. Inc.,  
4 Mossfield Avenue,  
Ferntree Gully, Vic. 3156

T.A.G.A. Inc.,  
G.P.O. Box 1201,  
Hobart, Tas. 7001

S.A. G.A. Inc.,  
P.O. Box 183,  
Park Holme, S.A. 5043

W.A.G.A. Inc.,  
P.O. Box 65  
North Perth, W.A. 6006

N.T.G.A. Inc.,  
P.O. Box 39240,  
Winnellie, N.T. 5789




Peggy Browne

It is with pleasure that I am able to  
comment on the presentation of the  
Senior National Championships. From  
the spectator's point of view, it was an  
excellent presentation which ran very  
smoothly. Congratulations to all those  
who were involved and those who  
contributed to the quality of these  
National Championships.

It was interesting to watch the New  
South Wales display squad. In partic-  
ular I would like to comment on their  
precision and timing. We must come  
to grips with the fourth discipline of  
Gymnastics (General Gymnastics—  
Gymnastrada) and the New South  
Wales Display Squad gave us an ex-  
cellent understanding of participation  
for enjoyment. We believe that this  
discipline will certainly grow in its  
attraction in Australia as this  
philosophy has been espoused in other  
areas such as education, Y.M.C.A.'s,  
etc.

### LETTER TO THE PRESIDENT, JIM BARRY, FROM OUR PATRON BOB ELLICOTT, Q.C.



Bob Ellicott

Canberra  
11th September, 1983

Dear Jim,

I am writing to say how much Colleen  
and I enjoyed our attendance at the  
finals of the National Championships  
on 27 August last. The finalists per-  
formed extremely well and are to be  
congratulated on their performances.  
Clearly the performance standard of  
Australian gymnasts is improving and  
it is very satisfying to me, personally,  
that those attending the Institute of

Sport are responding so well to the  
coaching and facilities that are being  
provided there.

I have no doubt that those chosen for  
the world championships will be doing  
their best and I wish our team well in  
their efforts.

As I understand it, this is the first  
occasion on which the Australian Gym-  
nastic Federation has hosted its own  
National Championships. It was a very  
creditable performance and the pre-  
sentation of events was obviously  
appreciated by the large crowd present.

I have some understanding of the great  
personal effort which coaches and  
officials have to make for such events  
and I would like to congratulate all of  
you.

Gymnastics in Australia, as a partici-  
pating and spectator sport, I strongly  
believe, will continue to grow in popu-  
larity as will the standard of our per-  
formances in international events. This  
view is obviously shared by our  
sponsors. As Patron I would like to  
express my great confidence in the  
future of the Federation.

Yours sincerely,


Bob Ellicott

### CALENDAR OF EVENTS:

International Competition	Artistic World Championships	23—30 October 1983	Budapest, Hungary
	Rhythmic World Championships	10—13 November 1983	Strasbourg, France
State Titles	TAS	16—17 October 1983	Hobart
Other Events	61st F.I.G. Congress	1—6 November 1983	Strasbourg, France



## PRESIDENT'S REPORT



The recent Senior National Championships held in Canberra provided a bench mark or highlight in the Federation's development.

The Federation has achieved all of the objectives outlined in its first key development plan and the "Nationals" culminated a successful conclusion to that plan.

The Championships can be described as a series of "firsts" for the Federation. —It was the first time that the National Office or Federation itself has organised the National Championships and to that end our appreciation is extended to Chris Timpson as Championship Director and those members of the A.G.C.A. who assisted.

## FROM THE A.G.F.

—It was the first time that our three disciplines had presented their Senior National Competitions together and that was of course due to the size and magnificent venue that we know as the National Indoor Sports Centre.

—It was the first time that all eight associations were represented at the Championships and this acknowledges our newest affiliate, the Northern Territory Gymnastic Association.

—It was the first time that our National Championships were sponsored on a National basis and Nestles "Milo" is to be congratulated for taking up that initiative.

—It was the first time that the Nationals have been nationally televised by A.B.C. Television.

We have come a long way in the two short years since "Speedo" took up the National Sponsorship of our Federation.

It was that catalyst long with the Federal Government's funding that has virtually set our Federation alight. You will recall the difficult days when we had no such support from any quarter.

It was fitting that the National Championships were held in the National Sports Indoor Centre and in association with the Australian Institute of Sport. I would like to commend the

work of the staff of both organisations in assisting us during this Championship week and in so doing wish to acknowledge the Institute's Gymnastic Sponsor "ETA" who also assisted the Federation during the Championships. This year we saw the introduction of Rhythmic Sportive Gymnastics into the Institute and it is my pleasure to record that our Institute's R.S.G. Coach Ileana Josif Vogelaar has at last arrived in Canberra. Ileana, we welcome you to Australia and look forward to working with you in the furtherance of this exciting new discipline of ours.

These Championships also served as a selection trial for our 1983 World Championship teams.

—MAG and WAG in Budapest  
October 1983

—RSG in Strasbourg, France  
November 1983

These World Championships will also serve as "our one shot" Olympic Selection Trial, so our delegations will be under severe pressure. On behalf of the Federation I would wish all the competitors and officials all the very best of good luck in their search for success at these World Championships.

James E. Barry  
President

WAG Gymnastic Awards went to—

Senior Gymnast of the Year  
Kellie Wilson

Junior Gymnast of the Year  
Carolyn Wootton

Team of the Year  
Australian, Silver Medal Team  
from the Commonwealth

Championships—also Team of the Year over the three disciplines.

Coach of the Year  
Graham Partington


CONGRATULATIONS ALL!

4. Many vital decision were made, and a change in the structure of our Programme. New Compulsories will also be introduced.

5. Of great concern is the present injury rate in our Elite Gymnasts. Many cruciate ligaments and dislocated elbows. What are we doing to our gymnasts? I believe we are not alone in the world in the current level of injuries. As we are approaching a new cycle, we and the F.I.G. Technical Committee must ensure the safety and future of the young women we attract. While gymnastics leads to many frontiers, a gymnast's competitive "life" is brief indeed—although exciting—when compared to the rest of her life. The rules must not make such demands as to cause permanent physical disability.


6. Finally, to all attending the World Championships/Olympic Trials—I wish you every success. For the first time in years, I shall not have the privilege to be with you, at our most exciting stage of progress. May you all be successful, attain your best results, and make many new friends while experiencing a different culture.

Frances Thompson  
Women's Technical Director



Sue Miller (NSW/AIS)

## FROM THE A.G.F.



### MEN'S TECHNICAL REPORT

1. Congratulations to the following gymnasts who have been selected for the Australian Men's Team for the World Championships in Budapest this year. They are:

—Werner Birnbaum  
—Shaw Byng  
—Grant Carlyon  
—Rob Edmonds  
—Gennady Gleyberman  
—Ken Meredith  
—Minoru Yamasaki

Coach: Warwick Forbes  
Judge: Gene Schembri

2. The appointment of four National Regional Coaches has been approved and will assist the development of Junior Elite Gymnasts throughout Australia. The appointments are:

—Peter Sharpe—WA/SA  
—Helmut Geiblinger—VIC/ACT/TAS  
—Mac Stirling—QLD/NT/NSW  
—Warwick Forbes—AIS

3. John Atkinson, the National Men's Coach of Great Britain has been invited to Australia in January 1984 to conduct the National Clinic. The Programme will be as follows:


—December 28/29—Adelaide  
—January 2/7—Gymnast Clinic S.A.  
—January 12/25—National Gymnast/Coach Clinic—ACT.  
—January 27/28—Coaches Workshop—NSW.

4. Major Events 1984


—Junior New Zealand Tour of Australia in May.  
—Junior National Championship on 9/12 June in Perth.  
—U/15 Junior Team Tour of New Zealand in August.  
—Senior National Championships in Brisbane—August/September.  
—Junior Development Tour of Great Britain during January 1985.

Congratulations to those appointed to the New Technical Committee. These appointments will provide further continuity and development of the Men's Gymnastic Programme.


Ken Williamson  
National Technical Director (MAG)



Gennady Gleyberman (VIC/AIS)



Grant Carlyon (QLD/AIS)



Werner Birnbaum (NSW/AIS)

## W.A.G. TECHNICAL REPORT



1. State Championships for Level 8, 9 and 10 were successfully conducted around Australia, with many Inter-State exchanges, during July.

2. National Championships held in Canberra at the end of August were unique and exciting, with the three disciplines working together—is this a first in the World? The standard was very high in Level 9 and 10, with some outstanding International class work. A full report appears elsewhere in this edition, with results. Many fruitful Courses, Assemblies and Meetings were conducted during the 8 days, and my genuine appreciation to all for their dedication and efforts.

3. Congratulations are due to many—

a) The Organising Committee of the Championships on a job well done, and to all the Competition Personnel for their efficiency; aiding the overall success of this large event.

b) To the sponsors—Nestle "MILO", and ABC TV, working in conjunction with our National Sponsor—Speedo.

c) To the Office Bearers elected, with appreciation for past work. In WAG they are:

Technical Director Frances Thompson  
Judging Co-Ordinator Anne Bigham  
Coaching Co-Ordinator Peter Hassan

Selectors: The previously mentioned Technical Executive plus Danica Mladenovic and Kym Coombes.

d) Special congratulations to the following ladies on attaining National Judges Licences.

Bronze: Valerie Wright ACT/AIS, Debra Morgan, Toni Meyers, Carol McGregor, Kerie Raymond, Lesley White, Jill Foulis—Vic.

Silver: Bev Standing, Karen McKillop—ACT, Rosemary Wade, Merryl Sykes, Kerrie Leotta, Kerrie MacIntosh, Julia Sharp—NSW, Carol Bolderson, Lorraine Atkinson—QLD, Diny Connelly, Waltrun Dear—Vic, Leonnie Bianchi, Robyn Green—SA, Marianne Springer,

June Summers—TAS, Sheryl Campbell—WA.

e) Congratulations to named National Squads:

### SILVER SQUAD

Cathy Blake  
Cindy Carnes  
Sharon Corrigan  
Tiffany Desborough  
Cathy Frank  
Tracy Leotta  
Sharon Orchard  
Susan Quay  
Tania Sullivan  
Karen Thompson  
Claudia Trittmacher  
Michelle Wade  
Tracey Wood  
Carolyn Wootton

### GOLD SQUAD



Keri Battersby  
Jenny Curtin  
Debbie Graham  
Sue Miller  
Elana Sharp  
Carolyn Stewart  
Sue Turnbull  
Michelle White  
Kellie Wilson

f) National Champion—Kellie Wilson, Silver Medallist at the Commonwealth Gymnastic Championships last year was named "Senior Gymnast of the Year"—over all three disciplines. Well Done!

# NATIONAL CHAMPIONSHIPS — CANBERRA



Line up of teams for the presentation at the National Senior Championships in Canberra—August 1983




## Men's Level 10 (Open) Individual All-Round Results

Name	State	H.Bar	Horse	Floor	P.Bar	Vault	Rings	Total	Place
Werner Birnbaum	NSW/AIS	9.150	9.200	8.600	8.650	9.300	9.450	54.350	1
		9.250	9.100	9.050	9.050	9.400	9.300	55.150	
								109.500	
Rob Edmonds	QLD/AIS	9.200	8.750	9.300	8.850	9.050	9.450	54.600	2
		9.500	7.650	8.950	9.500	9.400	9.350	54.350	
								108.950	
Gennady Gleyberman	VIC/AIS	8.500	8.550	9.100	9.100	9.200	9.000	53.450	3
		9.250	8.600	9.550	8.250	9.400	8.900	53.950	
								107.400	
Ken Meredith	QLD/AIS	7.950	8.650	8.650	9.000	8.600	8.850	51.700	4
		7.900	8.150	9.300	9.200	9.150	8.950	52.650	
								104.350	
Minoru Yamasaki	NT	9.050	7.650	8.900	8.600	8.800	8.950	51.950	5
		9.000	6.550	9.400	8.700	8.500	9.100	51.250	
								103.200	
John Curtin	NSW/AIS	9.200	7.750	8.650	7.550	9.000	8.100	50.250	6
		8.900	7.400	8.850	7.750	9.050	7.700	49.650	
								99.900	
David McKillop	QLD	7.850	5.500	8.250	8.100	9.000	7.800	46.500	7
		8.200	5.550	8.600	8.050	9.000	7.350	46.750	
								93.250	
Leon Dobrinski	NSW	7.500	6.200	7.400	7.450	8.600	7.750	44.900	8
		8.450	7.350	8.100	6.500	9.000	8.050	47.450	
								92.350	
Stuart McCormack	ACT	7.350	5.400	7.200	6.900	8.450	8.100	43.400	9
		7.500	6.950	8.650	8.300	9.200	7.250	47.850	
								91.250	
Peter Cray	VIC	6.100	4.750	7.000	6.400	7.500	6.400	38.150	10
		6.100	5.450	8.350	7.350	8.300	5.450	41.000	
								79.150	
Shaw Byng	NSW/AIS	8.150	8.250	9.000	9.450	9.200	9.250	53.500	11
		0.000	0.000	2.000	0.000	0.000	0.000	2.000	
								55.300	

L: Ken Meredith (QLD/AIS)

Above: Rob Edmonds (QLD/AIS)

Below: Werner Birnbaum (NSW/AIS)






NATIONAL CHAMPIONSHIPS – CANBERRA

Men's Level 10 (Open) Finals

Name	State	Floor	Total	Place	Name	State	Rings	Total	Place
Gennady Gleyberman	VIC/AIS	9.100 9.550 9.450	18.775	1	Rob Edmonds	QLD/AIS	9.450 9.350 9.250	18.650	1
Minoru Yamasaki	NT	8.900 9.400 9.400	18.550	2	Werner Birnbaum	NSW/AIS	9.450 9.300 9.150	18.525	2
Ken Meredith	QLD/AIS	8.650 9.300 9.450	18.425	3	Gennady Gleyberman	VIC/AIS	9.000 8.900 8.700	17.650	3
Rob Edmonds	QLD/AIS	9.300 8.950 9.050	18.175	4	Ken Meredith	QLD/AIS	8.850 8.950 8.700	17.600	4
Werner Birnbaum	NSW/AIS	8.600 9.050 8.800	17.625	5	Minoru Yamasaki	NT	8.950 9.100 8.550	17.575	5
John Curtin	NSW/AIS	8.650 8.850 8.550	17.300	6	Leon Dobrinski	NSW	7.750 8.050 8.100	16.000	6

Kene Meredith (QLD/AIS)



Name	State	Horse	Total	Place	Name	State	Vault	Total	Place
Werner Birnbaum	NSW/AIS	9.200 9.100 9.450	18.600	1	Rob Edmonds	QLD/AIS	9.050 9.400 9.325	18.550	1
Gennady Gleyberman	VIC/AIS	8.550 8.600 8.050	16.625	2	Gennady Gleyberman	VIC/AIS	9.200 9.400 9.225	18.525	2
Rob Edmonds	QLD/AIS	8.750 7.650 7.950	16.150	3	Werner Birnbaum	NSW/AIS	9.300 9.400 9.050	18.400	3
Ken Meredith	QLD/AIS	8.650 8.150 7.650	16.050	4	John Curtin	NSW/AIS	9.000 9.050 8.800	17.825	4
John Curtin	NSW/AIS	7.750 7.400 7.700	15.275	5	Ken Meredith	QLD/AIS	8.600 9.150 8.925	17.800	5
Minoru Yamasaki	NT	7.650 6.550 6.750	13.850	6	David McKillop	QLD	9.000 9.000 8.575	17.757	6


NATIONAL CHAMPIONSHIPS – CANBERRA

Men's Level 10 Finals

Name	State	P.Bar	Total	Place
Ken Meredith	QLD/AIS	9.000 9.200 9.100	18.200	1
Rob Edmonds	QLD/AIS	8.850 9.500 8.600	17.775	2
Werner Birnbaum	NSW/AIS	8.650 9.050 8.900	17.750	3
Gennady Gleyberman	VIC/AIS	9.100 8.250 8.600	17.275	4
Minoru Yamasaki	NT	8.600 8.700 8.350	17.000	5
David McKillop	QLD	8.100 8.050 7.350	15.425	6



Name	State	H.Bar	Total	Place
Rob Edmonds	QLD/AIS	9.200 9.500 9.550	18.900	1
Gennady Gleyberman	VIC/AIS	8.500 9.250 9.400	18.275	2
Werner Birnbaum	NSW/AIS	9.150 9.250 9.000	18.200	3
John Curtin	NSW/AIS	9.200 8.900 8.900	17.950	4
Minoru Yamasaki	NT	9.050 9.000 8.050	17.075	5
David McKillop	QLD	7.850 8.200 7.500	15.525	6




Left: Rob Edmonds. Below: Level 10 gymnast



NATIONAL CHAMPIONSHIPS – CANBERRA

Men's Level 9 (Jr. Elite) Individual All-Round Results

Name	State	H.Bar	Horse	Floor	P.Bar	Vault	Rings	Total	Place
Mark Phillips	SA	6.600	7.050	8.300	6.950	9.250	8.300	46.450	1
		7.500	6.700	8.300	7.650	9.450	8.400	48.000	
Scott Thomas	QLD	5.200	7.400	8.100	7.700	8.800	8.350	45.550	=2
		7.050	7.350	8.550	8.450	8.750	7.900	48.050	
Wayne Van Moorsel	WA/AIS	6.900	5.350	8.650	6.900	9.050	8.400	45.250	=2
		8.600	5.200	8.600	8.000	9.300	8.650	48.350	
Robert Hall	SA	6.350	5.650	7.050	8.000	8.850	6.100	42.000	4
		6.850	6.450	8.200	7.550	9.200	6.650	44.900	
Greg Kolt	VIC	4.350	5.400	7.500	7.000	7.750	6.850	38.850	5
		6.800	6.150	8.050	7.650	8.650	7.250	44.550	
Trevor Slack	QLD	4.050	5.150	6.450	5.200	7.400	6.050	34.300	6
		6.250	6.200	7.450	6.100	8.000	6.950	40.950	
Scott Baum	SA	4.450	2.300	5.700	5.750	8.000	5.000	31.200	7
		4.600	3.100	7.500	5.950	8.500	5.700	35.350	



Men's Level 9 (Jr. Elite) Finals Results

Name	State	Floor	Total	Place
Mark Phillips	SA	8.300 8.300 8.750	17.050	1
Wayne Van Moorsel	WA/AIS	8.650 8.600 7.650	16.275	2
Scott Thomas	QLD	8.100 8.550 7.750	16.075	3
Greg Kolt	VIC	7.500 8.050 7.400	15.175	4

Name	State	Horse	Total	Place
Mark Phillips	SA	7.050 6.700 7.000	13.875	1
Scott Thomas	QLD	7.400 7.350 6.200	13.575	2
Greg Kolt	VIC	5.400 6.150 5.900	11.675	3
Robert Hall	SA	5.650 6.450 4.150	10.200	4

Name	State	Rings	Total	Place
Mark Phillips	SA	8.300 8.400 7.950	16.300	1
Wayne Van Moorsel	WA/AIS	8.400 8.650 7.600	16.125	2
Scott Thomas	QLD	8.350 7.900 7.150	15.275	3
Greg Kolt	VIC	6.850 7.250 6.550	13.600	4

Name	State	Vault	Total	Place
Mark Phillips	SA	9.250 9.450 9.350	18.700	1
Wayne Van Moorsel	WA/AIS	9.050 9.300 9.025	18.200	2
Robert Hall	SA	8.850 9.200 8.150	17.175	3
Scott Thomas	QLD	8.800 8.750 8.300	17.075	4

Name	State	P.Bar	Total	Place
Scott Thomas	QLD	7.700 8.450 8.350	16.425	1
Robert Hall	SA	8.000 7.550 7.700	15.475	2
Wayne Van Moorsel	WA/AIS	6.900 8.000 7.250	14.700	3
Greg Kolt	VIC	7.000 7.650 6.900	14.225	4

Name	State	H.Bar	Total	Place
Wayne Van Moorsel	WA/AIS	6.900 8.600 7.850	15.600	1
Mark Phillips	SA	6.600 7.500 8.150	15.200	2
Robert Hall	SA	6.350 6.850 7.150	13.750	3
Scott Thomas	QLD	5.200 7.050 6.250	12.375	4


NATIONAL CHAMPIONSHIPS – CANBERRA

Men's Level 10 (Open) Team Results  
(out of a possible 360.00)

NSW	310.15	1st
QLD	306.55	2nd

Men's Level 9 (Jr. Elite) Team Results  
(out of a possible 360.00)


SA	247.90	1st
----	--------	-----




Wayne van Moorsel (WA/AIS)



Shaw Byng (NSW/AIS)



Rob Edmonds (QLD/AIS)



A.C.T. Silver & Gold gymnasts training prior to the Senior National Championships, Canberra, August 1983. (Elana Sharp on beam)





Women Level 10 (Gold) Competition 1A and 1B Results


						Total	
Kellie Wilson	QLD/AIS	9.300 9.300	9.400 8.850	9.100 7.950	9.450 9.300	37.250 35.400 72.650	1
Elana Sharp	ACT	9.250 8.950	9.550 8.650	8.750 8.350	9.100 9.100	36.650 35.050 71.700	2
Sue Turnbull	VIC	9.050 8.800	9.450 8.800	8.850 9.050	8.600 8.700	35.950 35.350 71.300	3
Keri Battersby	VIC/AIS	8.850 8.850	9.200 8.850	8.650 8.250	9.000 8.750	35.700 34.700 70.400	4
Michelle White	NSW/AIS	8.950 8.400	7.600 8.450	8.650 8.600	9.150 8.550	34.350 34.000 68.350	5
Debbie Graham	NSW	8.850 8.400	9.100 8.550	8.450 7.950	8.600 8.300	35.000 33.200 68.200	6
Susan Miller	NSW	8.950 8.450	8.650 8.500	7.800 8.300	8.750 8.600	34.150 33.850 68.000	7
Jenny Curtin	NSW	9.000 8.650	8.450 7.850	8.200 8.400	8.550 8.450	34.200 33.350 67.550	8
Jean Steele	NSW	8.700 8.050	8.150 8.200	8.200 8.500	8.250 8.400	33.300 33.150 66.450	9
Natalie Styles	WA	9.100 8.450	7.050 8.250	8.200 8.100	8.650 8.450	33.000 33.250 66.250	10
Tracy Parnell	WA/AIS	8.900 7.900	6.850 8.250	8.500 8.450	8.850 8.250	33.100 32.850 65.950	11
Lynne Conn	QLD	8.600 8.150	7.950 7.900	7.850 8.150	8.300 8.200	32.700 32.400 65.100	12
Nancy Kah	SA	8.600 8.350	7.500 8.050	7.400 8.450	7.900 8.600	31.400 33.450 64.850	13
Carolyn Stewart	NSW	8.950 8.200	6.800 7.800	7.300 9.100	8.000 8.500	31.050 33.600 64.650	14
Suzanne Stanley	VIC	8.600 8.150	7.950 7.500	7.850 7.100	7.800 8.300	32.200 31.050 63.250	15




NATIONAL CHAMPIONSHIPS — CANBERRA

Women's Level 10 (Gold) Individual All-Round Results Competition II


						Total	
Kellie Wilson	QLD/AIS	9.300	9.400	9.100	9.450	37.250	
		9.300	8.850	7.950	9.300	35.400	
		9.100	8.550	8.500	9.400	35.550	
						71.875	1
Keri Battersby	VIC/AIS	8.850	9.200	8.650	9.000	35.700	
		8.850	8.850	8.250	8.750	34.700	
		8.850	9.050	9.050	8.950	35.900	
						71.100	2
Elana Sharp	ACT	9.250	9.550	8.750	9.100	36.650	
		8.950	8.650	8.350	9.100	35.050	
		8.850	8.450	8.700	9.200	35.200	
						71.050	3
Sue Turnbull	VIC	9.050	9.450	8.850	8.600	35.950	
		8.800	8.800	9.050	8.700	35.350	
		9.400	8.550	7.850	8.850	34.650	
						70.300	4
Susan Miller	NSW/AIS	8.950	8.650	7.800	8.750	34.150	
		8.450	8.500	8.300	8.600	33.850	
		8.850	8.850	8.000	8.650	34.350	
						68.350	5
Debbie Graham	NSW	8.850	9.100	8.450	8.600	35.000	
		8.400	8.550	7.950	8.300	33.200	
		8.800	8.650	7.950	8.600	34.000	
						68.100	6
Carolyn Stewart	NSW	8.950	6.800	7.300	8.000	31.050	
		8.200	7.800	9.100	8.500	33.600	
		9.150	8.150	8.900	8.850	35.050	
						67.375	7
Jenny Curtin	NSW	9.000	8.450	8.200	8.550	34.200	
		8.650	7.850	8.400	8.450	33.350	
		9.100	7.700	8.200	8.250	33.250	
						67.025	8
Jean Steele	NSW	8.700	8.150	8.200	8.250	33.300	
		8.050	8.200	8.500	8.400	33.150	
		8.250	8.200	8.400	7.950	32.800	
						66.025	9
Tracy Parnell	WA/AIS	8.900	8.850	8.500	8.850	33.100	
		7.900	8.250	8.450	8.250	32.850	
		7.900	8.100	8.300	7.650	31.950	
						64.925	10
Lynne Conn	QLD	8.600	7.950	7.850	8.300	32.700	
		8.150	7.900	8.150	8.200	32.400	
		8.300	7.700	8.200	8.100	32.300	
						64.850	11
Natalie Stiles	WA	9.100	7.050	8.200	8.650	33.000	
		8.450	8.250	8.100	8.450	33.250	
		8.900	8.050	6.300	8.350	31.600	
						64.725	12
Nancy Kah	SA	8.600	7.500	7.400	7.900	31.400	
		8.350	8.050	8.450	8.600	33.450	
		9.100	6.750	8.100	7.750	31.700	
						64.125	13




Kellie Wilson (QLD/AIS)



Keri Battersby (VIC/AIS)



Elana Sharp (ACT)





Nancy Kah (SA)

NATIONAL CHAMPIONSHIPS — CANBERRA

Women's Level 10 (Gold) Finals Results

Name	State	Vault	Total	Place
Kellie Wilson	QLD/AIS	9.300		
		9.300		
		9.050		
			18.350	1
Sue Turnbull	VIC	9.050		
		8.800		
		9.150		
			18.075	2
Elana Sharp	ACT	9.250		
		8.950		
		8.825		
			17.925	3
Jenny Curtin	NSW	9.000		
		8.650		
		9.075		
			17.900	4
Carolyn Stewart	NSW	8.950		
		8.200		
		9.125		
			17.700	5
Keri Battersby	VIC/AIS	8.850		
		8.850		
		8.800		
			17.650	6
Natalie Stiles	WA	9.100		
		8.450		
		8.850		
			17.625	7
Susan Miller	NSW/AIS	8.950		
		8.450		
		8.775		
			17.475	8
Nancy Kah	SA	8.600		
		8.350		
		8.900		
			17.375	9
Debbie Graham	NSW	8.850		
		8.400		
		8.575		
			17.200	10
Lynne Conn	QLD	8.600		
		8.150		
		8.300		
			16.675	11
Jean Steele	NSW	8.700		
		8.050		
		8.250		
			16.625	12
Tracy Parnell	WA/AIS	8.900		
		7.900		
		3.950		
			12.350	13


Name	State	Bars	Total	Place
Keri Battersby	VIC/AIS	9.200		
		8.850		
		9.050		
			18.075	1
Kellie Wilson	QLD/AIS	9.400		
		8.850		
		8.550		
			17.675	=2
Sue Turnbull	VIC	9.450		
		8.800		
		8.550		
			17.675	=2
Elana Sharp	ACT	9.550		
		8.650		
		8.450		
			17.550	4
Debbie Graham	NSW	9.100		
		8.550		
		8.650		
			17.475	5
Susan Miller	NSW/AIS	8.650		
		8.500		
		8.850		
			17.425	6
Jean Steele	NSW	8.150		
		8.200		
		8.200		
			16.375	7
Jenny Curtin	NSW	8.450		
		7.850		
		7.700		
			15.850	8
Natalie Stiles	WA	7.050		
		8.250		
		8.050		
			15.700	9
Tracy Parnell	WA/AIS	6.850		
		8.250		
		8.100		
			15.650	10
Lynne Conn	QLD	7.950		
		7.900		
		7.700		
			16.625	11
Carolyn Stewart	NSW	6.800		
		7.800		
		8.150		
			15.450	12
Nancy Kah	SA	7.500		
		8.050		
		6.750		
			14.525	13



NATIONAL CHAMPIONSHIPS – CANBERRA

Women's Level 10 (Gold) Finals Results

Name	State	Beam	Total	Place
Keri Battersby	VIC/AIS	8.650 8.250 9.050	17.500	1
Elana Sharp	ACT	8.750 8.350 8.700	17.250	2
Carolyn Stewart	NSW	7.300 9.100 8.900	17.100	3
Kellie Wilson	QLD/AIS	9.100 7.950 8.500	17.025	4
Sue Turnbull	VIC	8.850 9.050 7.850	16.800	5
Tracy Parnell	WA/AIS	8.500 8.450 8.300	16.775	6
Jean Steele	NSW	8.200 8.500 8.400	16.750	7
Jenny Curtin	NSW	8.200 8.400 8.200	16.500	8
Lynne Conn	QLD	7.850 8.150 8.200	16.200	9
Debbie Graham	NSW	8.450 7.950 7.950	16.150	10
Susan Miller	NSW/AIS	7.800 8.300 8.000	16.050	11
Nancy Kah	SA	7.400 8.450 8.100	16.025	12
Natalie Stiles	WA	8.200 8.100 6.300	14.450	13



L: Michelle White (NSW/AIS)  
R: Sue Miller (NSW/AIS)


Women's Level 9 (Silver) Team Results

NSW	330.05	1
WA	328.85	2
VIC	325.95	3
ACT	313.65	4
SA	313.40	5
QLD	312.70	6

Women's Level 10 (Gold) Team Results

NSW	205.55	1
VIC	204.95	2


Name	State	Floor	Total	Place
Kellie Wilson	QLD/AIS	9.450 9.300 9.400	18.775	1
Elana Sharp	ACT	9.100 9.100 9.200	18.300	2
Keri Battersby	VIC/AIS	9.000 8.750 8.950	17.825	3
Sue Turnbull	VIC	8.600 8.700 8.850	17.500	4
Susan Miller	NSW/AIS	8.750 8.600 8.650	17.325	5
Carolyn Stewart	NSW	8.000 8.500 8.850	17.100	6
Debbie Graham	NSW	8.600 8.300 8.600	17.050	7
Natalie Stiles	WA	8.650 8.450 8.350	16.900	8
Jenny Curtin	NSW	8.550 8.450 8.250	16.750	9
Lynne Conn	QLD	8.300 8.200 8.100	16.350	10
Jean Steele	NSW	8.250 8.400 7.950	16.275	11
Tracy Parnell	WA/AIS	8.850 8.250 7.650	16.200	12
Nancy Kah	SA	7.900 8.600 7.750	16.000	13




NATIONAL CHAMPIONSHIPS – CANBERRA

Women's Level 9 (Silver) Competition 1 A and 1B Results

						Total
Carolyn Wootton	VIC/AIS	8.400 8.500	8.100 9.100	8.700 8.500	8.550 8.700	33.750 34.800
Susan Quay	WA	8.850 8.500	8.600 8.500	8.100 8.200	8.300 8.600	33.850 33.800
Cathy Blake	NSW	8.800 8.700	8.050 8.000	8.100 8.050	8.300 8.900	33.250 33.650
Tracey Wood	WA	8.400 8.000	8.450 8.450	8.500 8.850	8.200 7.900	33.550 33.200
Karen Thompson	ACT	8.200 7.900	8.250 8.250	7.850 8.400	8.950 8.800	33.250 33.350
Tania Sullivan	WA	8.350 7.700	8.350 7.900	8.300 8.550	8.800 8.650	33.800 32.800
Tracey Leotta	NSW	8.350 8.050	8.700 8.600	7.500 8.150	8.100 8.250	32.650 33.050
Michelle Wade	NSW	8.500 8.050	7.950 8.600	7.400 8.850	7.600 8.650	31.450 34.150
Cathy Frank	NSW	8.200 8.400	8.350 8.300	8.250 8.000	7.200 8.750	32.000 33.450
Tiffany Desborough	NSW	8.050 7.850	8.500 8.250	7.850 7.850	8.400 8.500	32.800 32.450
Sharon Corrigan	VIC	8.150 8.650	8.950 8.800	7.150 7.350	7.950 8.100	32.200 32.900
Claudia Trittmacher	SA	8.050 8.050	7.850 8.400	6.850 8.400	8.700 8.700	31.450 33.550
Cindy Carnes	QLD	8.150 8.100	8.300 8.350	7.850 7.450	8.000 8.600	32.300 32.500
Kerry Peters	VIC	7.300 7.950	8.200 8.300	7.750 8.000	8.350 8.400	31.600 32.650
Tina Flesser	QLD	8.300 7.700	7.450 7.700	7.400 8.400	8.200 8.850	31.350 32.650
Sharon Orchard	VIC	8.650 7.400	8.650 7.600	7.450 7.000	7.900 8.650	32.650 30.650
Kirsten Fenton	ACT	8.600 7.650	8.450 7.850	7.300 7.400	7.850 8.000	32.200 30.900
Susie Gifford	NSW	8.250 8.000	7.800 7.500	7.500 8.000	7.650 8.350	31.200 31.850
Renay Jol	WA	7.800 7.350	7.700 7.550	7.800 8.500	8.050 8.250	31.350 31.650
Catherine Driver	SA	7.700 7.150	7.100 7.750	7.400 7.700	8.950 8.800	31.150 31.400
Julianne Adams	WA	8.200 7.800	8.200 7.050	6.800 8.050	8.400 8.000	31.600 30.900
Barbara Hutchins	SA	8.000 8.000	8.200 7.700	6.900 7.300	7.950 8.350	31.050 31.350
Marnie Foulis	VIC	8.100 7.600	7.750 7.950	7.400 7.750	7.750 7.900	31.000 31.200
Robyn Clausen	QLD	7.950 7.850	7.150 8.050	7.500 7.650	7.750 7.950	30.350 31.500
Natalie Simper	ACT	7.750 7.650	8.150 8.200	7.050 7.650	7.000 8.300	29.950 31.800
Danielle O'Neill	SA	7.550 7.800	7.050 8.050	7.200 7.900	7.900 8.200	29.700 31.950







Above: Carolyn Wootton (VIC/AIS)




Below: Susan Quay (WA)



NATIONAL CHAMPIONSHIPS – CANBERRA


						Total	
Leanne Rycroft	SA	7.250	7.550	7.200	8.200	30.200	27
		7.850	7.450	7.900	7.950	31.150	
Johanna Sansum	ACT	7.850	7.500	7.300	7.650	30.300	28
		7.850	7.450	7.450	8.250	31.000	
Desiree Taylor	QLD	7.700	7.050	7.500	7.300	29.550	29
		7.300	7.850	8.300	8.150	31.600	
Fiona Evans	VIC	6.950	8.200	6.100	7.900	29.150	30
		7.850	8.050	7.550	8.400	31.850	
Kellie Larter	TAS	7.400	7.500	6.350	7.950	29.200	31
		7.300	7.950	8.000	7.950	31.200	
Bronwyn Griffith	ACT	7.800	7.250	8.050	7.250	30.350	32
		7.800	7.900	7.650	6.550	29.900	
Alyson Hinds	QLD	7.300	7.600	6.300	6.750	27.950	33
		7.750	8.050	7.700	8.150	31.650	
Jacqui James	QLD	7.600	6.450	7.100	6.350	27.500	34
		7.400	7.200	7.500	8.000	30.100	
Brianne Jensen	SA	7.400	6.450	6.400	7.600	27.850	35
		7.450	7.300	6.400	7.750	28.900	
Natalie Moore	ACT	7.550	7.000	6.300	6.950	27.800	36
		0.000	7.350	6.050	7.200	20.600	
Samantha Iddon	WA	8.000	7.500	7.650	8.650	31.800	37
		0.000	0.000	0.000	0.000	0.000	
Paula Rowlands	WA	0.000	0.000	0.000	0.000	0.000	38
		7.650	7.450	7.950	7.850	30.900	




Nancy Kah (SA) hecht roll mount on beam prior to the Gold Championships

Women's Level 9 (Silver) Individual All-Round Competition II Results



Name	Team	Vault	Bars	Beam	Floor	Total	Place
Carolyn Wootton	VIC/AIS	8.400	8.100	8.700	8.550	33.750	1
		8.500	9.100	8.500	8.700	34.800	
		8.700	8.650	8.100	8.600	34.050	
Tracey Wood	WA	8.400	8.450	8.500	8.200	33.550	2
		8.000	8.450	8.850	7.900	33.200	
		8.400	8.100	8.850	8.300	33.650	
Susan Quay	WA	8.850	8.600	8.100	8.300	33.850	3
		8.500	8.500	8.200	8.600	33.800	
		8.500	7.900	8.000	8.450	32.850	
Tracey Leotta	NSW	8.350	8.700	7.500	8.100	32.650	4
		8.050	8.600	8.150	8.250	33.050	
		8.350	8.150	8.700	8.500	33.700	
Cathy Blake	NSW	8.800	8.050	8.100	8.300	33.250	5
		8.700	8.000	8.050	8.900	33.650	
		8.600	8.000	7.950	8.300	32.850	







Kirsten Fenton (ACT)




NATIONAL CHAMPIONSHIPS – CANBERRA




						Total	
Cathy Frank	NSW	8.200	8.350	8.250	7.200	32.000	6
		8.400	8.300	8.000	8.750	33.450	
		8.550	8.250	8.450	8.300	33.550	
Tania Sullivan	WA	8.350	8.350	8.300	8.800	33.800	7
		7.700	7.900	8.550	8.650	32.800	
		8.400	7.850	8.350	8.350	32.950	
Karen Thompson	ACT	8.200	8.250	7.850	8.950	33.250	8
		7.900	8.250	8.400	8.800	33.350	
		8.600	7.800	7.950	8.550	32.900	
Michelle Wade	NSW	8.500	7.950	7.400	7.600	31.450	9
		8.050	8.600	8.850	8.650	34.150	
		8.100	8.450	8.100	8.300	32.950	
Claudia Trittmacher	SA	8.050	7.850	6.850	8.700	31.450	10
		8.050	8.400	8.400	8.700	33.550	
		8.350	8.300	8.200	8.050	32.900	
Cindy Carnes	QLD	8.150	8.300	7.850	8.000	32.300	11
		8.100	8.350	7.450	8.600	32.500	
		8.450	7.800	8.100	8.300	32.650	
Sharon Corrigan	VIC	8.150	8.950	7.150	7.950	32.200	12
		8.650	8.800	7.350	8.100	32.900	
		8.750	7.800	7.600	8.150	32.300	
Tiffany Desborough	NSW	8.050	8.500	7.850	8.400	32.800	13
		7.850	8.250	7.850	8.500	32.450	
		8.100	8.050	7.750	8.150	32.050	
Sharon Orchard	VIC	8.650	8.650	7.450	7.900	32.650	14
		7.400	7.600	7.000	8.650	30.650	
		8.350	8.100	8.000	8.300	32.750	
Tina Flesser	QLD	8.300	7.450	7.400	8.200	31.350	15
		7.700	7.700	8.400	8.850	32.650	
		8.350	7.450	7.900	7.850	31.550	
Susie Gifford	NSW	8.250	7.800	7.500	7.650	31.200	16
		8.000	7.500	8.000	8.350	31.850	
		8.300	7.450	7.750	7.950	31.450	
Barbara Hutchins	SA	8.000	8.200	6.900	7.950	31.050	17
		8.000	7.700	7.300	8.350	31.350	
		8.100	7.300	8.200	8.100	31.700	
Renay Jol	WA	7.800	7.700	7.800	8.050	31.350	18
		7.350	7.550	8.500	8.250	31.650	
		8.200	7.300	7.800	7.950	31.250	
Kerry Peters	VIC	7.300	8.200	7.750	8.350	31.600	19
		7.950	8.300	8.000	8.400	32.650	
		8.400	6.550	7.750	7.450	30.150	
Robyn Clausen	QLD	7.950	7.150	7.500	7.750	30.350	20
		7.850	8.050	7.650	7.950	31.500	
		7.950	7.400	7.350	8.350	31.050	
Julianne Adams	WA	8.200	8.200	6.800	8.400	31.600	21
		7.800	7.050	8.050	8.000	30.900	
		7.950	8.000	7.350	7.350	30.650	
Cathrine Driver	SA	7.700	7.100	7.400	8.950	31.150	22
		7.150	7.750	7.700	8.800	31.400	
		7.300	7.150	7.750	8.200	30.400	
Marnie Foulis	VIC	8.100	7.750	7.400	7.750	31.000	23
		7.600	7.950	7.750	7.900	31.200	
		7.850	7.300	7.300	7.500	29.950	
Natalie Simper	ACT	7.750	8.150	7.050	7.000	29.950	24
		7.650	8.200	7.650	8.300	31.800	
		7.650	7.150	7.800	7.300	29.900	

NATIONAL CHAMPIONSHIPS — CANBERRA


Level 9 (Silver) Finals				
Name	State	Vault	Total	Place
Cathy Blake	NSW	8.800 8.700 8.600	17.350	1
Susan Quay	WA	8.850 8.500 8.475	17.150	2
Sharon Corrigan	VIC	8.150 8.650 8.625	17.025	3
Cathy Frank	NSW	8.200 8.400 8.475	16.775	4
Cindy Carnes	QLD	8.150 8.100 8.375	16.500	5
Carolyn Wootton	VIC/AIS	8.400 8.500 8.000	16.450	6
Tracey Leotta	NSW	8.350 8.050 8.225	16.425	7
Susie Gifford	NSW	8.250 8.000 8.275	16.400	8
Karen Thompson	ACT	8.200 7.900 8.300	16.350	=9
Sharon Orchard	VIC	8.650 7.400 8.325	16.350	=9
Michelle Wade	NSW	8.500 8.050 8.075	16.350	=9
Tania Sullivan	WA	8.350 7.700 8.225	16.250	12
Claudia Trittmacher	SA	8.050 8.050 8.150	16.200	=13
Tina Flesser	QLD	8.300 7.700 8.200	16.200	=13
Tracey Wood	WA	8.400 8.000 7.950	16.150	15
Barbara Hutchins	SA	8.000 8.000 8.000	16.000	16
Tiffany Desborough	NSW	8.050 7.850 8.025	15.975	17
Kerry Peters	VIC	7.300 7.950 8.250	15.875	18
Julianne Adams	WA	8.200 7.800 7.850	15.850	19



ACT Silver & Gold medallists in training prior to Senior National Championships—Canberra



Cherie Harris (SA)



Tracey Parnell (WA/AIS)

Name	State	Vault	Total	Place
Renay Jol	WA	7.800 7.350 8.175	15.750	20
Robyn Clausen	QLD	7.950 7.850 7.650	15.550	21
Natalie Simper	ACT	7.750 7.650 7.600	15.300	22
Marnie Foulis	VIC	8.100 7.600 7.375	15.225	23
Catherine Driver	SA	7.700 7.150 7.175	14.600	24


NATIONAL CHAMPIONSHIPS — CANBERRA

Level 9 (Silver) Finals Results				
Name	State	Bars	Total	Place
Carolyn Wootton	VIC/AIS	8.100 9.100 8.650	17.250	1
Tracey Leotta	NSW	8.700 8.600 8.150	16.800	2
Michelle Wade	NSW	7.950 8.600 8.450	16.725	3
Sharon Corrigan	VIC	8.950 8.800 7.800	16.675	4
Cathy Frank	NSW	8.350 8.300 8.250	16.575	5
Tracey Wood	WA	8.450 8.450 8.100	16.550	6
Susan Quay	WA	8.600 8.500 7.900	16.450	7
Claudia Trittmacher	SA	7.850 8.400 8.300	16.425	=8
Tiffany Desborough	NSW	8.500 8.250 8.050	16.425	=8
Sharon Orchard	VIC	8.650 7.600 8.100	16.225	10
Cindy Carnes	QLD	8.300 8.350 7.800	16.125	11
Karen Thompson	ACT	8.250 8.250 7.800	16.050	12

Name	State	Beam	Total	Place
Cathy Blake	NSW	8.050 8.000 8.000	16.025	13
Tania Sullivan	WA	8.350 7.900 7.850	15.975	14
Julianne Adams	WA	8.200 7.050 8.000	15.625	15
Natalie Simper	ACT	8.150 8.200 7.150	15.325	16
Barbara Hutchins	SA	8.200 7.700 7.300	15.250	17
Marnie Foulis	VIC	7.750 7.950 7.300	15.150	18
Susie Gifford	NSW	7.800 7.500 7.450	15.100	19
Tina Flesser	QLD	7.450 7.700 7.450	15.025	20
Robyn Clausen	QLD	7.150 8.050 7.400	15.000	21
Renay Jol	WA	7.700 7.550 7.300	14.925	22
Kerry Peters	VIC	8.200 8.300 6.550	14.800	23
Cathrine Driver	SA	7.100 7.750 7.150	14.575	24



Jenny Curtin (NSW)



Michelle White (NSW/AIS)



Jean Steele (NSW)




NATIONAL CHAMPIONSHIPS — CANBERRA

Women's Level 9 Finals

Name	State	Beam	Total	Place
Tracey Wood	WA	8.500 8.850 8.850	17.525	1
Tania Sullivan	WA	8.300 8.550 8.350	16.775	2
Carolyn Wootton	VIC/AIS	8.700 8.500 8.100	16.700	3
Cathy Frank	NSW	8.250 8.000 8.450	16.575	4
Tracey Leotta	NSW	7.500 8.150 8.700	16.525	5
Michelle Wade	NSW	7.400 8.850 8.100	16.225	6
Susan Quay	WA	8.100 8.200 8.000	16.150	7
Karen Thompson	ACT	7.850 8.400 7.950	16.075	8
Cathy Blake	NSW	8.100 8.050 7.950	16.025	9
Renay Jol	WA	7.800 8.500 7.800	15.950	10
Claudia Trittmacher	SA	6.850 8.400 8.200	15.825	11
Tina Flesser	QLD	7.400 8.400 7.900	15.800	12


Name	State	Bars	Total	Place
Cindy Carnes	QLD	7.850 7.450 8.100	15.750	13
Kerry Peters	VIC	7.750 8.000 7.750	15.625	14
Tiffany Desborough	NSW	7.850 7.850 7.750	15.600	15
Susie Gifford	NSW	7.500 8.000 7.750	15.500	16
Barbara Hutchins	SA	6.900 7.300 8.200	15.300	=17
Cathrine Driver	SA	7.400 7.700 7.750	15.300	=17
Sharon Orchard	VIC	7.450 7.000 8.000	15.225	19
Natalie Simper	ACT	7.050 7.650 7.800	15.150	20
Robyn Clausen	QLD	7.500 7.650 7.350	14.925	21
Marnie Foulis	VIC	7.400 7.750 7.300	14.875	22
Sharon Corrigan	VIC	7.150 7.350 7.600	14.850	23
Julianne Adams	WA	6.800 8.050 7.350	14.775	24



Jenny Curtin (NSW)



Keri Battersby (VIC/AIS)




Elana Sharp (ACT)

NATIONAL CHAMPIONSHIPS — CANBERRA


Women's Level 9 Finals

Name	State	Floor	Total	Place
Karen Thompson	ACT	8.950 8.800 8.550	17.425	1
Carolyn Wootton	VIC/AIS	8.550 8.700 8.600	17.225	2
Cathrine Driver	SA	8.950 8.800 8.200	17.075	=3
Tania Sullivan	WA	8.800 8.650 8.350	17.075	=3
Susan Quay	WA	8.300 8.600 8.450	16.900	=5
Cathy Blake	NSW	8.300 8.900 8.300	16.900	=5
Claudia Trittmacher	SA	8.700 8.700 8.050	16.750	7
Tracey Leotta	NSW	8.100 8.250 8.500	16.675	8
Cindy Carnes	QLD	8.000 8.600 8.300	16.600	=9
Tiffany Desborough	NSW	8.400 8.500 8.150	16.600	=9
Sharon Orchard	VIC	7.900 8.650 8.300	16.575	11
Michelle Wade	NSW	7.600 8.650 8.300	16.425	12
Tina Flesser	QLD	8.200 8.850 7.850		



Jenny Curtin (NSW)


Tracey Wood	WA	8.200 7.900 8.300	16.735	13
Cathy Frank	NSW	7.200 8.750 8.300	16.350	14
Barbara Hutchins	SA	7.950 8.350 8.100	16.275	15
Robyn Clausen	QLD	7.750 7.950 8.350	16.250	16
Sharon Corrigan	VIC	7.950 8.100 8.150	16.200	17
Renay Jol	WA	8.050 8.250 7.950	16.175	18
Susie Gifford	NSW	7.650 8.350 7.950	16.100	19
Kerry Peters	VIC	8.350 8.400 7.450	15.950	20
Julianne Adams	WA	8.400 8.000 7.350	15.825	21
Marnie Foulis	VIC	7.750 7.900 7.500	15.550	22
Natalie Simper	ACT	7.000 8.300 7.300	15.325	23
			14.950	24



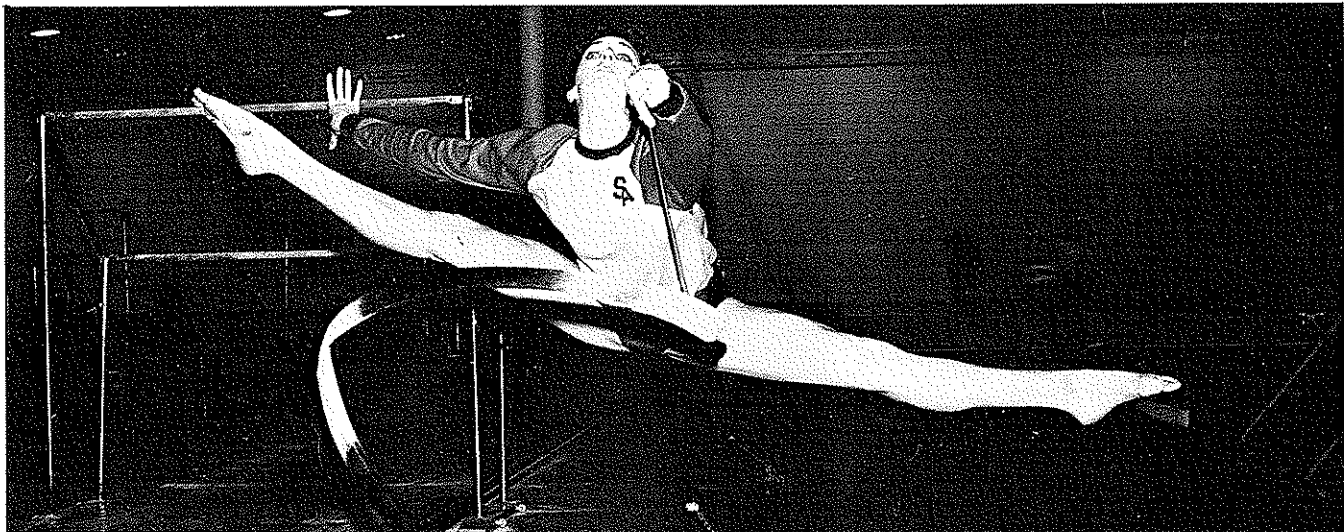
NATIONAL CHAMPIONSHIPS – CANBERRA

RSG Level 10 (International) Individual All-Round Results


Name	Team	Hoop	Ball	Clubs	Ribbon	Total	Place
Karen Ho	WA/AIS	9.000	8.700	8.900	9.000	35.600	1
Gail Duquemin	VIC/AIS	8.800	8.850	8.800	9.050	35.500	2
Ann-Maree Kerr	VIC/AIS	8.850	8.700	8.550	8.850	34.950	3
Linda Douglas	SA	8.150	8.450	8.300	8.550	33.450	4
Catherine Oliver	WA	8.500	8.350	7.550	8.400	32.800	5
Lisa Bradley	WA	8.300	8.150	7.550	8.550	32.550	6
Joanne Beck	SA	8.050	7.850	8.300	8.050	32.250	7
Jenny Sheridan	WA	8.500	7.500	7.850	8.100	31.950	8
Dianne Scott	SA	7.550	8.050	8.050	8.100	31.750	9
Jenny Winter	VIC	7.800	7.300	8.150	8.100	31.350	10
Ruth Ibbottson	VIC	7.900	8.150	7.550	7.500	31.100	11
Linda Ritter	SA	8.000	7.900	7.500	7.550	30.950	12
Xanthe Wood	ACT	8.100	7.450	7.650	7.650	30.850	13
Joanne Tubb	SA	7.300	7.650	7.950	7.300	30.200	14
Robin Ho	WA	8.200	8.100	8.300	5.500	30.100	15
Taffy Playford	WA	6.600	8.150	8.000	7.100	29.850	16
Vicki Powell	QLD	8.300	6.800	7.100	7.500	29.700	17
Stacey Vyse	NSW	7.800	7.600	7.100	7.000	29.500	18
Kirsten Hill	NSW	7.600	7.000	7.450	7.400	29.450	19
Virginia Moore	SA	7.750	6.950	7.200	7.200	29.100	20
Sue Ann Russell	NSW	7.550	7.300	7.400	6.800	29.050	21
Bernadette Baker	QLD	7.450	7.200	7.200	7.000	28.850	=22
Leanne Sullivan	QLD	7.000	7.750	7.050	7.050	28.850	=22
Martine Shields	VIC	8.000	6.700	7.050	6.950	28.700	24
Desley Delley	QLD	7.100	7.350	6.950	7.150	28.550	25
Kerrie Ann Pearce	NSW	7.250	7.150	7.250	6.300	27.950	26
Tracey Head	QLD	6.950	6.750	7.050	6.700	27.450	27
Meryl Keefer	QLD	7.100	6.650	6.850	5.700	26.300	28
Belinda Bull	QLD	6.350	6.250	6.700	6.000	25.300	29




Karen Ho (WA/AIS)




Linda Douglas (SA)



Gail Duquemin (VIC/AIS)



Ann Maree Kerr (VIC/AIS)




World Championship Group


NATIONAL CHAMPIONSHIPS – CANBERRA

RSG Level 10 (International) Finals Results

Name	State	Ball	Total	Place
Karen Ho	WA/AIS	8.700 9.050	17.750	1
Gail Duquemin	VIC/AIS	8.850 8.800	17.650	=2
Ann-Maree Kerr	VIC/AIS	8.700 8.950	17.650	=2
Linda Douglas	SA	8.450 8.650	17.100	4
Catherine Oliver	WA	8.350 8.600	16.950	5
Taffy Playford	WA	8.150 8.600	16.750	6
Lisa Bradley	WA	8.150 8.200	16.350	7
Ruth Ibbottson	VIC	8.150 7.450	15.600	8



Name	State	Hoop	Total	Place
Karen Ho		9.000		
Karen Ho	WA/AIS	9.000 9.100	18.100	1
Gail Duquemin	VIC/AIS	8.800 8.450	17.250	2
Ann-Maree Kerr	VIC/AIS	8.850 8.250	17.100	3
Catherine Oliver	WA	8.500 8.500	17.000	4
Jenny Sheridan	WA	8.500 8.200	16.700	5
Lisa Bradley	WA	8.300 8.300	16.600	6
Vicki Powell	QLD	8.300 8.000	16.300	7
Robin Ho	WA	8.200 7.650	15.850	8



Above R: Karen Ho (WA/AIS)  
Below R: Vicki Powell (QLD)



# NATIONAL CHAMPIONSHIPS — CANBERRA

## RSG Level 10 (International) Finals Results

Name	State	Clubs	Total	Place
Gail Duquemin	VIC/AIS	8.800 8.900	17.700	1
Karen Ho	WA/AIS	8.900 8.700	17.600	2
Ann-Maree Kerr	VIC/AIS	8.550 8.650	17.200	3
Linda Douglas	SA	8.300 8.400	16.700	4
Joanne Beck	SA	8.300 8.300	16.600	5
Jenny Winter	VIC	8.150 8.400	16.550	6
Robin Ho	WA	8.300 7.700	16.000	7
Dianne Scott	SA	8.050 7.900	15.950	8

## RSG Level 10 Team Results (out of a possible 200.00)

WA	165.70	1st
VIC	161.60	2nd
SA	159.05	3rd
QLD	143.55	4th


Name	State	Ribbon Total	Place
Gail Duquemin	VIC/AIS	9.050 9.250	18.300 1
Karen Ho	WA/AIS	9.000 9.100	18.100 2
Linda Douglas	SA	8.550 8.650	17.200 3
Ann-Maree Kerr	VIC/AIS	8.850 8.200	17.050 4
Lisa Bradley	WA	8.550 8.150	16.700 =5
Catherine Oliver	WA	8.400 8.300	16.700 =5
Jenny Sheridan	WA	8.100 8.450	16.550 7
Dianne Scott	SA	8.100 8.100	16.200 8



Ann-Maree Kerr (VIC/AIS)



Gail Duquemin (VIC/AIS)



Cathy Oliver (WA)

On Tuesday 23rd August the 1st combined MAG/WAG & RSG Judges' dinner was held in Canberra during the Senior Nationals. 84 judges attended and the evening was a huge success, finishing well after midnight after a magnificent Chinese banquet. This is sure to be the first of many such evenings to look forward to at Nationals.



L—R: Frances Thompson, Graham Partington, Anne Bigham

## UNIVERSIADE—EDMONTON, CANADA—JULY 1983

The gymnastic powers of USSR, China, Japan, USA and Romania all entered their top gymnasts and thus the Universiade became a competition equal in quality and excitement to the Olympic Games or the World Championships. The gymnastic competition was the most outstanding event to date with Yuri Korolev (world champion) being challenged by his Russian team-mates and the Chinese gymnasts. The Universiade should become a focal point on the sports calendar and the Australian University Sports Association should attempt to see that all students engaged in some form of tertiary education are eligible for future Universiade competitions.


Australia placed 13th out of the twenty nations that participated and maintained the relative world University ranking that was achieved in 1981. The team scored 162.10 points (9.00 average) which is 4 points higher than the score attained by the Australian team in Romania in 1981.

The competitors for Australia were:

Werner Birnbaum	CCAE—AIS
Shaw Byng	CCAE—AIS
Grant Carlyon	CCAE—AIS
John Curtin	CCAE—AIS

Outstanding performances were: **Shaw Byng's** all round score 54.35 points with high scores of 9.30 on High Bar and 9.55 on Vault. Shaw's average of 9.10 speaks for his consistency in the competition. **Werner Birnbaum** also averaged 9.00 with a total score of 54.10—highs were 9.3 Vault, 9.10 on Rings and Parallel Bars. **Grant Carlyon** competed extremely well for his first international competition totalling 52.20 and scoring a 9.40 on Vault as first man up in the event. **John Curtin** was unable to compete on Rings due to an injury but produced good scores on all other events—9.4 on Vault and 8.80 on High Bar. The four gymnasts came together as a team, supporting each other and contributing to the team's success; they were all fine representatives of Australia.

Warwick Forbes



## Universiade Men's Team Results

Shaw Byng (NSW/AIS)

Place	Country							Total
1	URS	29.25	29.35	29.25	28.95	28.65	29.35	174.80
2	CHN	29.00	28.40	28.75	29.05	28.90	29.10	173.20
3	USA	28.75	28.30	29.20	28.65	28.45	29.25	172.60
4	JPN	28.85	28.60	28.80	28.80	28.15	29.20	172.40
5	CAN	28.75	27.65	28.55	29.10	28.25	29.05	171.35
6	ROM	28.50	28.45	28.95	28.70	27.75	28.45	170.80
7	ITA	27.85	28.05	27.95	28.60	27.65	28.25	168.35
8	CUB	28.45	27.70	27.75	28.70	27.40	27.85	167.85
9	HUN	27.10	27.85	28.35	27.75	27.75	28.90	167.70
10	FRA	28.40	27.80	28.05	28.80	27.65	26.95	167.65
11	KOR	28.25	27.40	27.45	28.65	28.25	27.30	167.30
12	GBR	27.35	27.15	26.15	27.90	26.90	27.60	163.05
13	AUS	27.15	26.35	26.15	28.30	26.85	27.30	162.10
14	TUN	24.80	23.65	22.50	27.10	22.00	20.90	140.95
15	EGY	23.50	20.70	23.25	26.75	20.15	23.35	137.70
16	ISR	9.45	9.00	9.25	9.30	8.90	9.05	54.95
17	BEL	8.30	9.30	8.80	9.35	9.25	9.10	54.10
18	FIN	8.70	7.80	8.80	9.20	9.25	9.35	53.10
19	DEN	9.05	8.45	8.60	9.20	8.70	8.55	52.55
20	VIE	8.50	7.20	6.75	8.20	7.15	7.80	45.60



## SPORTS AWARDS

The President formally announced the results of the Federation Sports Awards:

### COACH OF THE YEAR

MAG—Warwick Forbes  
WAG—Graham Partington  
RSG—Barbara Langford

### TEAM OF THE YEAR

MAG—Level 7 (U/16)  
WAG—Commonwealth Gymnastic Federation—Silver Medalists

### JUNIOR GYMNAST OF THE YEAR

MAG—Andrew Burton  
WAG—Carolyn Wootton  
RSG—Antionetta Guida

### SENIOR GYMNAST OF THE YEAR

MAG—Rob Edmonds  
WAG—Kellie Wilson  
RSG—Catherine Byrne

### COACH OF THE YEAR

Barbara Langford



### TEAM OF THE YEAR

Commonwealth Gymnastic Federation—Silver Medalists

### JUNIOR GYMNAST OF THE YEAR

Carolyn Wootton  
Antionetta Guida

### GYMNAST OF THE YEAR

Kellie Wilson



## GOLDEN SANDS INTERNATIONAL BULGARIA—JUNE 1983

On 3, 4 and 5 June Robert Edmonds and Gennady Gleyberman competed in the Golden Sands International in Varna, Bulgaria. Despite the fatigue from travel both produced good performances in the Olympic compulsory exercises. Robert 53.65 and Gennady 50.80.

Gennady had an unfortunate fall on the Horizontal Bar and could only score 6.00 points. This competition indicated that Australia was making significant improvement in these exercises and the gymnasts were placed 11th and 17th.

After the optional exercise Roland Bruckner, DDR, and Stoyanov, Bulgaria, were leading with Robert Edmonds in 13th position 107.65 and Gennady Gleyberman 104.90 in 17th position. The highlight of this competition was the finals. Gennady Gleyberman made floor exercise finals with an average of 9.45 and was unlucky not to move up to medal contentions. Gennady also qualified on Vault final



L—R: Michelle White, NSW/AIS; Kellie Wilson, QLD/AIS

The Golden Sands Competition brought together some of the finest gymnasts in Europe.

Kellie Wilson and Michelle White representing AIS participated in this competition with nineteen countries. Kellie came 22nd overall with her injury on the Bar in warm-up time. It was a disappointing result for Kellie as she could not compete as well as she is capable of.

Michelle came 18th overall in her first international competition. She has her best competition ever.

We had problems on the Bars exercises due to the change in warm-

up time of which we were not told by the Bulgarian organiser. Due to this the gymnasts could not warm up for the Bars. Floor, Vault, Beam competed very well with no mistakes. I think Kellie and Michelle should have got into the final of Vault and Beam.

It was a great experience for us to compete in a Communist country in terms of organisation and communication.

Kazuya Honda

In summary, both gymnasts made two finals each:

**Robert Edmonds**—Vault

Horizontal Bar

**Gennady Gleyberman**—Floor  
Vault


and thus we made significant inroads into the European gymnastic scene. In total 19 countries competed in the Golden Sands International—two being "western" Great Britain and Australia—AIS, we left leaving many officials impressed and with future invitations to attend this competition.

Warwick Forbes

## AUSTRALIAN INSTITUTE OF SPORT RHYTHMIC COACH

We are pleased to welcome Mrs. Ileana Vogelaar to Australia. Mrs. Vogelaar has taken up the appointment as R.S.G. Coach at the Australian Institute of Sport. She is a past International competitor and has had experience coaching in Romania, Holland and the United States of America. We trust she will enjoy Australia and we look forward to the results of the programme.

We would also like to acknowledge the effort and dedication of Ex-International Gymnast Carmel Kinsella (WA) who so capably filled in as interim R.S.G. Coach. She played an important role in the training programme and assisted the girls to compete at the Australian National Championships.



Carmel Kinsella

## Results Men's All-Round Universiade

Rank	Country	Name	Floor	Pom	Rings	Vault	Par.	Hor.	Total
1	URS	Korolev, Yuri	9.90	9.85	9.65	9.70	9.40	9.80	58.30
2	URS	Artimov, Vladimir	9.75	9.70	9.70	9.65	9.65	9.75	58.20
3	URS	Pogorelov, Alexander	9.60	9.80	9.80	9.60	9.50	9.80	58.10
4	CHN	Lou, Yun	9.85	9.45	9.60	9.80	9.65	9.55	57.90
4	USA	Hartung, James Nichol	9.60	9.45	9.80	9.60	9.65	9.80	57.90
6	URS	Martsinkiv, Stephan	9.50	9.70	9.75	9.55	9.50	9.55	57.55
7	JPN	Okada, Taichi	9.50	9.50	9.70	9.70	9.30	9.75	57.45
8	JPN	Mineta, Takayuki	9.55	9.45	9.55	9.55	9.50	9.65	57.25
8	JPN	Onoda, Hiroyuki	9.70	9.35	9.55	9.50	9.35	9.80	57.25
8	JPN	Muramatsu, Toshiya	9.60	9.65	9.55	9.55	9.25	9.65	57.25
8	CAN	Peters, Brad	9.30	9.55	9.55	9.70	9.50	9.65	57.25
8	USA	Gayford, Mitchell Jay	9.65	9.40	9.65	9.55	9.20	9.80	57.25
13	USA	Vidmar, Peter Glen	9.40	9.45	9.75	9.50	9.60	9.45	57.15
14	CHN	Zou, Limin	9.35	9.55	9.40	9.50	9.55	9.75	57.10
15	ROM	Molnar, Levente	9.40	9.65	9.80	9.45	9.30	9.35	56.95
15	CHN	Huang, Wofu	9.80	9.40	9.50	9.55	9.70	9.00	56.95
15	CAN	Long, Warren	9.70	9.20	9.40	9.80	9.40	9.45	56.95
18	CAN	Chartrand, Phillippe	9.60	8.90	9.55	9.60	9.35	9.90	56.90
19	ROM	Pintea, Valentin	9.60	9.40	9.65	9.75	9.20	9.20	56.80
20	CHN	Xu, Zhiqiang	9.30	8.95	9.65	9.70	9.30	9.80	56.70
21	ROM	Nicula, Emilian	9.50	9.40	9.50	9.50	8.80	9.90	56.60
22	FRA	Vatuone, Philippe	9.70	9.00	9.25	9.55	9.70	9.05	56.25
23	CAN	Nutzenberger, Frank	9.45	8.80	9.45	9.45	9.30	9.50	55.95
23	ITA	Bianchi, Gabriele	9.20	9.30	9.25	9.45	9.45	9.30	55.95
25	KOR	Ra, Kwon	9.30	9.10	9.00	9.50	9.50	9.50	55.90
26	CUB	Amador Garcia, Lazaro	9.50	9.30	9.20	9.55	8.90	9.40	55.85
27	ROM	Ionasiu, Octavian Mir	9.20	9.40	9.30	9.45	9.25	9.15	55.75
28	HUN	Frakas, Arpad	9.30	9.25	9.30	9.10	9.20	9.55	55.70
28	FRA	Barbieri, Lauren	9.50	9.25	9.55	9.65	8.75	9.00	55.70
28	ITA	Lazzarich, Diego	9.55	9.00	9.30	9.65	8.55	9.65	55.70
31	USA	Babcock, Brian J.	9.50	8.90	9.40	9.40	8.80	9.65	55.65
32	KOR	Lee, Jeoung-Sik	9.35	9.20	9.05	9.45	9.40	9.05	55.50
32	CUB	Castro Martinez, Mari	9.35	9.40	9.25	9.40	8.75	9.35	55.50
34	ITA	Amboni, Rocco	9.10	9.40	8.95	9.50	9.25	9.20	55.40
34	GBR	Bartlett, Terence Jos	9.30	9.20	8.90	9.50	9.25	9.25	55.40
36	CUB	Sanchez Salgado, Isma	9.10	9.00	9.30	9.65	9.20	9.10	55.35
37	FRA	Boutard, Michel	9.20	9.55	9.25	9.40	9.10	8.75	55.25
38	HUN	Guczoghy, Gyorgy	8.90	9.20	9.60	8.20	9.45	9.70	55.05
39	KOR	Han, Chung-Sik	9.50	9.10	9.10	9.55	9.35	8.40	55.00
39	ITA	Scaglia, Corrado	8.60	9.35	9.40	9.40	8.95	9.30	55.00
39	GBR	Langley, Keith	9.20	8.85	9.05	9.30	9.10	9.50	55.00
42	HUN	Paprika, Jeno	8.90	9.40	9.25	9.25	9.10	9.05	54.95
42	ISR	Moyal, Johnny	9.45	9.00	9.25	9.30	8.90	9.05	54.95
44	HUN	Borkai, Zsolt	8.75	9.10	9.45	9.40	8.55	9.65	54.90
45	KOR	Jang, Tae-Eun	9.40	8.40	9.30	9.60	9.10	8.75	54.55
46	AUS	Byng, Shaw	9.10	8.90	8.50	9.50	9.05	9.30	54.35
47	AUS	Birnbaum, Werner	8.95	8.65	9.10	9.30	9.10	9.15	54.25
48	BEL	Teurlings, Luc	8.30	9.30	8.80	9.35	9.25	9.10	54.10
49	FRA	Kaczmarek, Christophe	8.95	7.90	9.20	9.60	8.85	8.90	53.40
50	FIN	Samsten, Karl Tarani	8.70	7.80	8.80	9.20	9.25	9.35	53.10
51	LEN	Bertelsen, Henrik	9.05	8.45	8.60	9.20	8.70	8.55	52.55
52	GBR	Dransfield, Andrew Si	8.80	9.10	8.10	9.10	8.55	8.85	52.50
53	AUS	Carlyon, Grant	9.10	8.80	8.55	9.40	8.05	8.35	52.25
54	GBR	Walduck, Vincent	8.85	8.40	8.20	9.05	8.30	8.45	51.25
55	TUN	Abaknini, Khemats	8.50	8.90	7.30	9.00	8.70	7.65	50.05
56	EGY	Walaa, Mohammed	8.00	7.35	7.80	8.90	7.30	7.85	47.20
57	TUN	Mira, Habib	8.20	7.05	7.35	9.20	6.80	7.75	46.35
58	EGY	El Nagggar, Amr	8.00	6.00	8.05	9.20	6.55	8.15	45.95
59	VIE	Tran, Hung Manh	8.50	7.20	6.75	8.20	7.15	7.80	45.60
60	TUN	Zoghiani, Abdelmajid	8.10	7.70	7.85	8.90	6.50	5.50	44.55
60	EGY	Ahmed, Ashraf	7.50	7.35	7.40	8.65	6.30	7.35	44.55
62	AUS	Curtin, John	8.80	8.30	0.00	9.40	8.70	8.85	44.05
63	CUB	Suarez Aimee, Sergio	9.60	1.00	0.00	9.50	9.30	8.05	37.45

**Editor's Note: Michelle White was named "Miss Golden Sands"! Congratulations.**



The 1983 TAA National Sports Congress has been considerably expanded from the format used previously. The presentation of the Sport Australia Award will be the first component. This function will take place at "Leonda" Restaurant, Melbourne, on Tuesday, December 13.

The following day, Wednesday, December 14, will be the first of the two-day Annual General Meeting of the Confederation of Australian Sport. Following the format first tried last year, the Coaches Assembly (CASA) Annual General Meeting will again be integrated with that of the Confederation.

However, the afternoon of Wednesday will be set aside for workshop discussions. During this period, delegates will debate issues which are seen to be significant for 1984 and beyond.

Recommendations arising from these workshops will be discussed in a plenary session at the commencement of the second day. Following these discussions, the General Meeting of CAS and CASCA will be reconvened and are scheduled to conclude late in the day.

The new format will provide delegates with the opportunity to canvass the subjects important to them, and to be totally involved in the proceedings.

**The dates are—December 13: Sport Australia Awards; December 14 and 15: Annual General Meetings and Workshops.**

Meanwhile, the traditional sponsors' luncheon, known as the Sport Australia Luncheon will be held on the first day of the Annual General Meetings, immediately preceding the workshop activity on Wednesday, December 14.

TAA has maintained its historic link with this project by again agreeing to be the prime sponsor of the Congress.

#### **A.G.F. BOARD**

Elected to the A.G.F. Board during the A.G.M. were:

<b>President:</b>	Jim Barry
<b>Vice-President</b>	Lance Otto
<b>Treasurer</b>	Richard Vergona
<b>National Technical Director (MAG)</b>	Ken Williamson
<b>National Technical Director (WAG)</b>	Frances Thompson
<b>National Technical Director (RSG)</b>	Margaret Lanz
<b>Delegates at Large</b>	Dr. John Wilby Bob Wherrett

Also on the Board by position is the Executive Director: Peggy Browne

## **KEEP IN STEP—Choreography Around Australia**

By: Geneen Lynch Mathesius

During the recent Australian Gymnastic Championships in Canberra, it became apparent that a wide range of dance styles and original movements have emerged. The top gymnasts have continued to advance, while Australian Artistic Gymnastics has acquired a greater depth of quality in gymnasts.

This article has been inspired by a variety of conversations about choreography during the championships. The main concerns of gymnasts, coaches and judges included: performance, personal expression, theme, upper body usage and balance between acrobatic and dance skills in optional floor and beam exercises.

#### **Performing**

May be difficult for many young artistic gymnasts, due to lack of 'stage experience'. Many gymnasts are afraid that personal expression would be misinterpreted as 'showing off'. This stigma may compound the problem of inhibition in a young gymnast who is sensitive and insecure about her self-image. A very common expression of this problem is, "I feel silly", or "people will laugh at me". Ways of overcoming this dilemma include: display work, where a gymnast has the opportunity to perform in front of others without competitive pressure; praise and encouragement during training and developing comradery between team members.

#### **Personal expression**

Is an essential aspect of good performance. It may be encouraged by the following:

a) Choreograph a routine that suits movement preferences of the individual gymnast. A gymnast may learn from others, however, at all times must remember to be herself.

b) Positive imagery has a profound effect on performance. Gymnasts may be trained to channel their thoughts toward related and unrelated events and feelings that stimulate positive performance.

c) A gymnast who enjoys her routine is more likely to give an exciting performance. "It is not the size of the jump but the valour of the effort that makes a dancer exciting to watch".

Paul Taylor

#### **Theme**

Has been underemphasised prior to the introduction of orchestrated music. It essentially means, continuity of an idea throughout a floor exercise, giving the routine cohesion, identity, mood and character. Fundamental aspects of the theme include the pose and style of dance. When selecting music and a theme for floor routines, consideration should be given to the

gymnast's body type, depth of dance experience and personality.

#### **Upper body usage**

Is becoming more significant in artistic gymnastics. The style of dance most appropriate to this development is jazz, because it concentrates on isolations of upper, as well as lower parts of the body. On the contrary, classical ballet, as vital as it is to technique work in women's gymnastics, encourages rigid control of the torso, with a high arch to the spine. Most forms of modern dance, including jazz, contribute greatly toward relaxed and supple dance styles required in floor exercises.

#### **Balance between acrobatic and dance skills**

Is not easily attained. There are many inhibiting variables. The most common, is possibly, the amount of training time consumed in perfecting risky acrobatic tricks. Dance fundamentals should be included in daily training. Goals may be set for dance skills as well as new tricks. Pirouettes, jumping turns, leaps and connections may become part of daily warm up, cool down and conditioning programs.

The points presented, although implicit aspects of a routine, are crucial to the general impression of a performance. Many of these concepts have arisen from the greater challenge and demands of orchestrated music, which has propelled gymnastics into an exciting and creative phase.

#### **PERSONAL RESUME Geneen Lynch Mathesius**

**Personal:** Birth place—Western Australia.

**Gymnastics:** Western Australian age-group champion for ten years. Team member for Western Australia. West Australian School Girl Champion.

**Choreographer:** UTAH State Women's Gymnastic Team  
NSW, West and South Australian Age-group and National Gymnasts.  
Floor and Beam exercises of Wanita Lynch.

**Dance:** Placed in West Australian and Australian Highland Dancing Championships.  
West Australian Junior Ballet Company.  
South East Asia and Japan.  
Choreographer and Dance Director of 'Boma's Of Kenya', Nairobi, East Africa.

## **AROUND THE STATES — SOUTH AUSTRALIA**

• This year the R.H. Wallman Memorial Trophy was presented by the S.A. Olympic Council to Gymnastics for the most effective promotion and improvement of their sport. The shield was presented to Ray Roberts OAM, the President of the S.A.G.A. at the Olympic Council's annual dinner in June.

• On 8th/9th July, S.A. held its M.A.G. Levels 2—5 State Championships. Level 2 was won by B. Hosking from Mt. Gambier, Level 4 by A. Mack from Koorana and Level 3 by 7 year old Daniel Carpinelli from Glenelg YMCA who came 1st on vault, floor, High bar and Conditioning and 2nd on Parallel bars. Daniel, whose performance and presentation was outstanding is a gymnast with a very bright future.

• Whilst in Canberra, Ray Roberts (President SAGA), Alby Barnes (Treasurer SAGA) and Roland Dohler (SAGA Secretary) were taken on a guided tour of the AIS by Paul Szyjko (assistant MAG coach at the AIS). They were shown through the superbly equipped sports medicine centre with biomechanics laboratories, flotation tank for relaxation, the immersion tank for measuring body fat, the indoor tennis and swimming centres and the huge, fully equipped training gym. With all these facilities available, as well as lecture rooms, sauna and spa, and huge stadium, the AIS was a perfect venue to hold the Senior Nationals.

• During the 2nd week of August 1983, the SA Schoolgirls Championships were held at the SA Gymnastic Centre. Over 800 girls competed through the week in Primary and Secondary divisions and Levels 5—10. This event is becoming more and more popular each year, and helps to make the schools aware of the facilities available at the gymnastic headquarters and brings new children into competing clubs, thereby regenerating the interest in gymnastics at the base level.


• On 15th and 16th July, MAG Level 6, 7, 8 and 9 State Championships were held with 3 boys from the AIS competing by invitation. Mark Phillips of Burnside Youth Club came 1st overall in Level 9 with Wayne Van Moorsel (AIS) 2nd by invitation. Robert Hall (Burnside Y.C.) was 2nd and Scott Baum (Koorana) was 3rd. In level 8 Matthew Barnes-Oake (Burnside Y.C.) was 1st with Randall Redhead 1st by invitation. Michael Besabji (Burnside Y.V.) was 2nd and Andrew Vogt (Burnside Y.C.) was 3rd.




S.A.G.A. President Mr. R.E. Roberts with the Wallman Memorial Shield.




Vault presentation: L—R: Craig Pennell, Mark Mommsen, Brenton Keane, Simon Truman.



Daniel Carpinelli with coach Roy Pennell



L—R: Paul Szyjko, Alby Barnes, Ray Roberts, Roland Dahler at the AIS Gymnastic Centre



Gymnasts awaiting presentations following SA Schoolgirls Gymnastic Championships.





# ACROMAT



## GYMNASTIC AND SPORTING EQUIPMENT

Suppliers of Equipment for the 1980 Australian Gymnastic Championships



*IS YOUR CLUB KEEPING ITS EQUIPMENT UP TO WORLD STANDARDS?*

CHECK ACROMAT'S LATEST FEATURES:—

- Spring Floor Sections—Now available
- Olympic Horizontal Bar—Now features Stainless Steel Cross Bar—to F.I.G. requirements
- Lightweight Aluminium padded and upholstered Balance Beam—adjusts from Olympic height to floor level
- Improved Rebound Reuther Beat Boards—Available now
- Airboards are ideal where height and spring tension adjustment are required
- Wall Hinged Reuther Bars are easier to set up
- Do you realise that Acromat also manufacture weight training equipment, Multi Station Exercise Machines and Retractable Tiered Seating?

*Ask for our Technical Catalogue Specifications and Price Lists from*

**OTTO INDUSTRIES PTY. LTD.**  
309 South Rd., Mile End South, South Australia 5031  
Telephone: (08) 352 2288