



THE AUSTRALIAN GYMNAST

THE OFFICIAL MAGAZINE OF THE AUSTRALIAN GYMNASTIC FEDERATION
NATIONAL CHAMPIONS 1986 (Photographs courtesy Ross Gould)



Vol.11. No.7. OCTOBER/NOVEMBER 1986 **Subscription: \$14.00 year**
Individual Copy: \$4.00

Registered by Australia Post
Publication No. VBQ561




Photo courtesy Peter Meyers



CONTENTS

EDITORIAL

It is with a great deal of pride I take the opportunity to write about the Australian teams which represented us at the Pacific Alliance in Macau and at the Four Continents Championship in Melbourne. My pride is directly related to the extra effort and support that all Australian team members gave to the Organizing Committee at both these events. Their willingness and their cheerfulness in accepting an extra workload beyond their appointed task is to be highly commended. Although in totally different environments, each Organizing Committee was under a great deal of pressure.

It is a credit to us internationally, so much so, that comments were made by other nations on how wonderful it was to see the Australians so willingly assist. I know there are heartfelt thanks from both Organizing Committees' for this support and I think these participants need to pat themselves on the back for a job well done. Not only did they perform well in their appointed tasks, they also made Australian Gymnastics stand tall amongst the other nations.

Front Cover: National Champions 1986.
Top Left: Leanne Rycroft WAG
Top Right: Ann Maree Kerr RSG
Below: Blaise Rizzo MAG

W.A.G. AWARDS FOR 1986

JUNIOR GYMNAST OF THE YEAR
LISA READ (NSW)

- * Member of 2nd placed Australian Team at Chinese Taipei International and placed 5th individually.
- * Junior National Champion.
- * Highest placed Australian in Canadian Classic, contributing to Australia's 3rd place.

SENIOR GYMNAST OF THE YEAR
LEANNE RYCROFT (SA)

- * Runner-up National Champion
- * F.I.G. Gold Pin at World Championships.
- * Highest average at Commonwealth Trials ever achieved in Australia.
- * Highest ranked Australian—5th place at Commonwealth Championships, contributing to Australia's Bronze Medal.

COACH & GYMNAST OF THE YEAR

MAG

Junior Gymnast Tim Lees
Senior Gymnast Shaw Byng

WAG

Junior Gymnast Lisa Read
Senior Gymnast Leanne Rycroft
Coach Liz Chetkovich

RSG

Senior Gymnast Nicole Higham
Coach Ann Dearing

Gymnast of the Year

Shaw Byng

Editorial 3
Calendar 3
From the AGF 4
Four Continents Championship . 5
Pacific Alliance Championship . 7
National Championships 8
National Squads 11
Rhythmic European Tour 14
Westfield Gymnastic Spectacular 15
Canadian Classic 15
Commonwealth Gymnastic Championships 16
Oceania 1986 16
Results 17

Limited back issues of The Australian Gymnast are still available. Write to A.G.F. Office.

Viewpoints and opinions expressed in articles appearing in The Australian Gymnast are those of the authors. The Publishers accept no responsibility for the information supplied or the changes subsequent to the date of publication.

The Australian Gymnast is published quarterly in Melbourne and printed by ENNIS & JARRETT PTY. LTD.
35 Advantage Road, Highett. 3190.


DEADLINE DATES 1986

24th November, 1986



1987 CALENDAR

Dec 7—20	AIS	MAG National Squad Clinic	June	Bulgaria	Golden Sands
Dec 7—13	AIS	Sub Junior Training Camp WAG	June	New Zealand	RSG Trans Tasman
Dec 29—11	USA	MAG Development Tour			
Jan 3—10	AIS	RSG Jnr/Snr Clinic	July	Brazil	RSG Cup
Jan	Canberra	TD's & WAG Technical Meeting	July 2—6	Denmark	FIG Congress
March 8—13	USA	McDonalds Cup	July 7—11	Denmark	Gymnaestrada
March 13—22	Melbourne.	Australia Games	July 11—14	Yugoslavia	Universiade (MAG/WAG/RSG)
March	Poland	RSG International			
March	USSR	Moscow/Riga			
April	North America	RSG Development Tour	Aug	New Zealand	MAG Tour
April	Hungary	International	Aug	Australia	WAG National Clubs
April	Romania	International	Aug	Japan	Junior Invitational
April 16—21	AIS	WAG Level III Course/IOC	Aug	Brazil	Artistic Cup
April	West Germany	RSG Weisbaden Competition			
April	P.R.C.	Shanghai Invitational	Sept	Bulgaria	RSG International
May 1—3	Australia	General Gym Workshop/AGF Biennial Conference	Sept 17—20	Varna	RSG World Championships
May 4—11	Israel	Hapoel Games (MAG/WAG/RSG)	Sept 21—27	Perth	Senior Nationals
May	Austria	RSG Medico Cup			
May	Hungary	RSG Invitational	Oct	Spain	Artistic Criterium
May	Bulgaria	RSG Invitational	Oct 18—25	Rotterdam	Artistic World Championships
May	Switzerland	RSG Invitational			
May	France	RSG Corbeil-Essonnes	Nov	Germany	DTB Pokal Cup
May	Japan	RSG Brother Cup	Nov	Canberra	AIS Invitational
May	Australia	MAG IOC Jnr Coaching Course	Nov	Taipei	TPE Invitational Junior Competition
May	Australia	Tour by New Zealand	Nov	Germany	Leverkusen Cup (WAG)
			Nov	Japan	Chunichi Cup


FOUR CONTINENTS CHAMPIONSHIPS



Qiong Pang, PRC




Lisa Merritt, CAN Junior



Below: Melanie Cairns, NZ

Brazil



PACIFIC ALLIANCE CHAMPIONSHIPS—MACAU



Australian Team in Hong Kong

It was an unique event in the history of the Pacific Alliance that the third official competition was held in the Portuguese Territory of Macau. Not only was it held on neutral ground, it was conducted in a geographical location which has no gymnastic infra-structure. Picking up the challenge of conducting a competition in such an environment was the role of the United States Gymnastic Federation, the Australian Federation and International Management Group. Duties were divided so that the USGF picked up the competition, Australia picked up the administration in relation to transport and accommodation and IMG picked up the difficult responsibility of financing the event, obtaining television and making the initial arrangements in regard to booking the accommodation and competition venue.

The people of Macau through their municipal council (Leal Sanada) fully supported the concept of the international competition and provided the necessary local support for the conduct of the competition. Support also came from the official hotel, "The Oriental", which provided Five Star accommodation for all the contingents. Food was available to suit all the different tastes of the participants and the magnificent fruit provided enhanced the already first class accommodation.

The Oriental Hotel was a few minutes walk from the competition venue "The Macau Forum". Although not completely finished, the Macau Forum proved to be an ideal venue for the gymnastic competition.

There was sufficient room to put up all the men's and women's apparatus at the same time with plenty of floor space for the competitors and judges. The contribution through the purchase by the Macau Forum of a full set of FIG specified

apparatus "Mitufa" should assist the local program in gymnastics in its initial stages.

The young children who participated as runners and flag bearers, demonstrated tremendous enthusiasm after the competition in wishing to attempt some of the gymnastic moves that they have so recently witnessed during the competition.

Ten Nations of the Pacific Alliance took part in the particular Championships with the Philippines participating for the first time. In the Men's Competition there were 32 competitors and in the Women's Competition there were 37 competitors. Full teams came from all the participating Nations with the exception of the Philippines, Mexico and New Zealand in the men's section and the Philippines in the women's competition.

With the Asian Games Competition the weekend after the Pacific Alliance it was understandable that gymnasts from the Republic of Korea were unable to participate but it was a delight that the Chinese, Japanese, Chinese Taipei and Hong Kong gymnasts were able to field teams for the competition.

In the men's competition, China dominated with their usual style taking out the team event with the score of 172.25 and also the individual placings of first and second.

Canada placed second in the team event, four points behind the Chinese, and also took the all-around bronze medal. This was won by Brad Peters. In third place was the USA team, nearly 3 points behind Canada. There was a clear separation of all the teams in the men's event. One of the highlights was the original move on floor by Alan Nolet of Canada, a young talented gymnast. He lands from a back flip on his knees and throws another back flip from that position. Mexico's only representative, Tony Pineda, was having an excellent competition holding third

place until his high bar routine where he fell on one of his moves and didn't complete the routine. This dropped him to 24th place.

Canada, USA and China took the top eight places in the women's competition. True to her name, Lori Strong of Canada finished in 1st place, followed closely by Joyce Wilborn of the USA, who was .05 behind, while Wang Xiaoring of China finished with the bronze medal. The women's competition was very exciting with places changing each rotation; this included individuals and teams. The final placings of the teams saw China finish with the gold medal; 1.1 behind was the USA who took the silver medal and just .25 behind them was the team from Canada. Showing a big improvement were the gymnasts from Australia who edged Japan to take fourth place. In another change, the gymnasts from Chinese Taipei finished in 6th place ahead of New Zealand.


On the beautiful Oriental Hotel balcony overlooking the ocean, the final banquet was held where the delegations and the Portuguese authorities exchanged gifts and remembered the fun of this unique, warm competition city.

JIM BARRY RE-ELECTED AS PRESIDENT OF THE PACIFIC ALLIANCE


Congratulations are extended to Jim Barry on his re-election as President of the Pacific Alliance. It is a credit to his leadership that the Pacific Alliance has remained as an Alliance and also that new members are seeking to join which benefits the development of gymnastics in the Pacific Region. This is Jim's third term in office and we know that his presence and positive outlook will continue to enhance the Pacific Region both within the region and at the FIG executive level.

Congratulations, Jim.


NATIONAL CHAMPIONSHIPS— M.A.G. (Photographs courtesy Ross Gould)




Tim Lees— Vic/ AIS




Rob Edmonds— QLD/ AIS




Glen Parker— ACT/ AIS



Grant Carlyon— QLD/ AIS




M. Wade— ACT



Shaw Byng— NSW/ AIS




Russell Stevens— QLD/ AIS




Mark Mommsen— ACT/ AIS


NATIONAL CHAMPIONSHIPS— W.A.G. (Photographs courtesy Ross Gould)



Ann Byrne— WA




Karen Thompson— ACT/ AIS



Natalie Abreu— QLD



Abby Watkins— VIC




Leanne Rycroft— SA/ AIS




Debbie Graham— NSW/ AIS




Kellie Larter— TAS/ AIS




B. Markham— SA




Natalie Simper— ACT




Carolyn Reid—VIC




Nicole Mozer




Juanita Ashworth—NSW




Ann Maree Kerr—VIC




Nicole Higham—WA




Ashlee Haynes—SA



Gail Duquemin—VIC



Kylie Baker—SA



Burwood Group—VIC

NATIONAL SQUADS

WAG INTERNATIONAL



Monique Allen (NSW/AIS)
1985 Junior National Champion
Coach: Jan McConville



Debbie Graham (NSW/AIS)
1984 Australian Champion
Coach: Jan McConville



Tracey Harris (QLD/AIS)
1986 Queensland Champion
Coach: Barry Martin



Kellie Larter (TAS/AIS)
1986 Commonwealth Silver Medal—Beam
Coach: Margaret Jack



Tracey Leotta (NSW)
1985 Attend Pre Worlds Competition
Coach: Ken Benson/Ann Scott



Jenny Richardson (VIC/AIS)
Member 1986 Pacific Alliance Team
Coach: Kazuya Honda



Leanne Rycroft (SA/AIS)
1986 Australian Champion (Gymnast of the Year)
Coach: Brian & Lyn Hutchins




Carolyn Stewart (NSW/AIS)
1985 "Gymnast of the Year"
Coach: Ken Benson/Ann Scott

***AIS Women's Head Coach—Ju Ping Tian**

WAG JUNIOR



Julie Bigham (SA)
1985 South Australia State Champion
Coach: Danica Mladenovic



Sallyanne Hargrave (WA)
1985 WA Pre-Elite Champion
Coach: Liz Chetkovich



Sasha Hartnett (WA)
Member Australian Team for 1986 Canadian Classic
Coach: Liz Chetkovich




Kirsten McGregor-Lowndes (QLD/AIS)
1985 Queensland Junior State Champion
Coach: Peter & Kym Dowdell




Lee Ann Murray (ACT/AIS)
1985—2nd Junior National Championships
Coach: Rhonda Murray



Sasha Pascalis (NSW)
1985—5th Junior National Championships
Coach: Ann Scott



Lisa Read (NSW)
1986 Junior National Champion
Coach: Ann Scott



Shelley Turnbull (VIC)
1986—4th Junior National Championships
Coach: Kazuya Honda



Katie Watts (VIC)
1985 Victorian Jnr Elite All Round Champion
Coach: Kazuya Honda

WAG SUB JUNIOR



Hollie Bevans (VIC)
1986—2nd National Clubs Competition
Coach: Kazuya Honda



Melanie Edwards (WA)
1986—3rd National Clubs Competition
Coach: Liz Chetkovich



Martine George (WA)
1984 WA Level 7 Champion
Coach: Lindsay Nylund



Kathryn Jamieson (VIC)
1986 Sub Junior Champion National Clubs
Coach: Kazuya Honda




Carolyn Morgan (WA)
1984 WA Level 6 Champion
Coach: Lindsay Nylund

NATIONAL SQUADS



Damien Smith (ACT/AIS)
1985—3rd Australia vs
New Zealand in
Canberra
Coach: John Curtin
MAG JUNIOR U/14



Andre Cleland (ACT)
Member 1986 Team to
tour USA
Coach: David Hardman



Adam Dickson (VIC)
1986—1st Victoria vs
New Zealand
Invitational
Coach: Ken Armanasco




Julian Fritz (WA)
1986—2nd WA State
Level 6 Championships
Coach: Anthony Gionetti
/Lindsay Nylund



Ben Holmes (NSW)
1986 NSW Level 6
Champion
Coach: Robert Kindell



Stephen Mommsen (ACT/AIS)
1986 Level 6 Australian
Champion
Coach: John Curtin



Damien Norris (WA)
1986 WA Level 6
Champion
Coach: Val Norris


RSG SENIOR SQUAD



Juanita Ashworth (NSW)
1984 NSW State
Champion
Coach: Yvonne
Ashworth




Kylie Baker (SA)
1986 SA Senior
Champion
Coach: Pat Luscombe




Gail Duquemin (VIC)
1986—3rd National
Championships
Coach: Lesley White



Antonietta Guida (WA)
1985 National Champion
Coach: Yvonne Bradley




Nicole Higham (WA)
1986 Gymnast of the
Year
Coach: Karen Ho



Ann Maree Kerr (VIC)
1986 National Champion



Karina Lanz (VIC)
1986 Australian Junior
Champion
Coach: Ann Dearing



Nicole Mozes (NSW)
1986 NSW Junior A
Reserve Champion
Coach: Ileana Vogelaar




Amanda Pellow (VIC)¹
1984 Victorian Junior
Champion
Coach: Ann Dearing



Elisa Pride (NSW)
1985 NSW Champion
Coach: Ileana Vogelaar

NATIONAL SQUADS

RSG JUNIOR



Simone Awty (VIC)
1984 Victorian B Grade
Champion
Coach: Ann Maree Kerr



Lisa Field (NSW)
1986 NSW Champion
Coach: Ileana Vogelaar



Kathy Job (NSW)
Member NSW S.S.C.
Gold Squad
Coach: Ileana Vogelaar



Debbie Jones (VIC)
Member Victorian Junior
Team
Coach: Bridget Kimber



Libby Kempson (VIC)
1985 Junior Victorian
Champion
Coach: Ann Maree Kerr



Felicity McManus (WA)
1985—3rd Junior
National Championships
Coach: Yvonne Bradley



Sharmain Miller (SA)



Kylie Samorowski (QLD)
1986 Queensland Junior
Champion
Coach: Pam Armstrong



Patty Varga (SA)
2nd South Australia
Championships
Coach: Linda Ritter



Stacey Wild (NSW)
1986—3rd NSW
Championships
Coach: Ileana Vogelaar

R.S.G. GROUP

Tara Beros, Melissa Wall, Rebecca Kelton, Caroline White, Heather Obremski, Sarah Leach.
1st 1986 Oceania
Championships
Coach: Gail Watson

RHYTHMIC EUROPEAN TOUR



Nicole Higham (WA) with Maureen Vyse—Manager/Judge in front of ice carving

WESTFIELD GYMNASTIC SPECTACULAR

The Westfield Gymnastic Spectacular boasted world renowned international stars Peter Vidmar and Paul Hunt, together with Australia's leading and most exciting gymnasts.

Hosted by the NSW Gymnastic Association, with major sponsorship provided by Westfield Shoppingtowns and Travelodge, this magic mix of competition and pure showmanship blended together into an extravaganza never before experienced in Australia.

The excitement could be felt as the near capacity crowd of some 4000, wound their way into the arena, past the criss-crossing searchlights, entering the hall brilliantly decorated with posters and basketed plants, to the sound of a live band entertaining the ever increasing numbers.

The electricity in the air increased in intensity, a shiver went down ones spine as we all rose, facing the flags, as the singer accompanied by the band sang the national anthems of the USA and Australia.

Never have our gymnasts been greeted by such enthusiastic applause, as they were individually introduced, and their individual achievements noted. This enthusiasm encouraged them to new heights, the rhythmic clapping as the girls performed their floor exercises, the gasps of wonder as the big releases were regressed, all contributed towards a new positive force in Australian gymnastics.

Highlights of the competition were Blaise Rizzo's high bar, with its gienger salto, and Markelov/Delchev combination, Kelly Larter on the uneven bars with her Shaposhnikova and incredibly high Tkachev saltos, Monique Allen—whip back to tucked double back salto on floor, and Tracey Leotta's full twisting Tsukahara vault.

Eager young autograph hounds rushed the aisles at the conclusion of the shy demure Paulette Hunte's (alias Paul Hunt) performances, which were spread throughout the evening. Brief glimpses of great gymnasts of the past were flashes in Paul's routines, whether it was McNamara's planche, Kathy Johnston's side splits, Grozdova's circle of flic flacs or Korbut's salto to chest on the floor, brought delighted shrieks from the audience, and warm

smiles from those of us who remember these great names. Judges and audience alike awarded bonus points as Paul changed from iridescent pink to a star spangled leotard for his finale, his floor exercise accompanied in part to "Tie Me Kangaroo Down Sport". Again laughter, tumultuous laughter, and prolonged applause.


Peter Vidmar showed his gold medal winning form, performing in exhibition on pommels, rings, parallel bars and high bar. The very model of consistency and good form, Peter proved to be an inspiration to our gymnasts.

As tradition demands the evening concluded with the presentations to the winners of medals and flowers, and Ken Meredith—the Westfield Cup, the highest scorer in the overall competition, in MAG or WAG, over the two days of competition.

To the NSW Gymnastic Association, and particularly to Robin Allen, competition co-ordinator, congratulations on a task magnificently completed.

Peter Hassan

CANADIAN CLASSIC



Teams in the Canadian Classic. Photographs courtesy Chris Horobin, Mississauga News

COMMONWEALTH GYMNASTIC CHAMPIONSHIPS

BRONZE MEDALS TO AUSTRALIAN GYMNASTIC TEAMS


At the recent Commonwealth Gymnastic Competition held in Glasgow immediately after the Official Commonwealth Games, both the Australian Men's and Women's Artistic teams were successful in winning bronze medals. The final order for the medal winners was the same in both men and women with the Canadians being victorious and taking gold, the English taking the silver and the Australians taking the bronze. Although our men have been bronze medal winners in the past, the heartening component was the narrower margin between England and Australia, a difference of 1.55.

The Men's team all put in a good performance. In particular, we congratulate Shaw Byng who received a bronze medal for his overall performance. He was close behind two other Canadians with the score of 55.35 which was only .15 behind the silver medalist, Mike Inglis from Canada. Shaw, at the grand age of 27 years, is to be commended for his excellent performance in taking out the overall bronze medal. In apparatus finals, the men again proved their strength by taking five medals. Shaw was awarded the bronze medal on the floor and the silver medal on the high bar, Ken Meredith received silver medals



on parallel bars and rings and Blaise Rizzo received the bronze medal on parallel bars. Grant Carlyon made 4 finals and finished in 13th place overall. Twenty-nine competitors represented 7 nations in the men's competition. In the very exciting Women's competition, the Australian girls placed 5th, 7th, 8th, 9th, well and truly in the top half of the field of 36 competitors. The encouraging part was the individual scores of the girls who all had over a 9.00 average. In fact, Leanne Rycroft received the highest score (37.25) an Australian gymnast has received in International competition. In the apparatus finals there was one medal winner who was Kellie Larter receiving a silver medal for her balance beam performance. The balance beam is traditionally the most difficult piece of apparatus and the Australian girls met that challenge, all receiving scores between 9.45 and 9.60 for their balance beam routines.

It was most encouraging to see that this was also their best apparatus as a team. Also making finals were Leanne Rycroft (vault and floor) and Debbie Graham (bars, beam and floor).


The improvement in the women's team was commented on by our international colleagues and we look forward to their continued achievements.



Above: Debbie Graham
Below Left: Blaise Rizzo
Below: Kellie Larter



OCEANIA 1986



Group, Junior and Senior Individuals

RESULTS: NATIONAL CHAMPIONSHIPS

MEN—LEVEL 10 INDIVIDUAL ALL-AROUND


Name	Team	Floor	Horse	Rings	Vault	P.Bar	H.Bar	Total	Place
B. Rizzo	NSW	8.750 8.950	9.300 9.000	8.550 9.150	9.500 9.300	8.200 9.400	9.400 9.650	53.700 55.450 109.1500	1
S. Byng	NSW	9.450 8.900	8.450 8.800	9.100 9.000	9.300 9.200	8.950 9.300	8.950 9.400	54.200 54.600 108.8000	2
G. Carlyon	QLD	8.850 9.200	8.250 9.550	8.550 9.000	8.600 9.450	7.350 8.600	8.100 9.300	49.700 55.100 104.8000	3
J. May	GB	9.000 9.250	8.500 8.100	8.100 8.200	9.350 9.050	7.850 8.700	8.250 9.000	51.050 52.300 103.3500	4
M. Mommsen	ACT	8.800 8.500	7.800 8.500	8.050 8.750	9.050 9.100	8.500 8.800	8.400 8.950	50.600 52.600 103.2000	5
P. Bowler	GB	8.200 8.500	8.950 8.150	8.150 9.000	9.200 9.000	7.300 8.000	7.800 8.100	49.600 50.750 100.3500	6
T. Lees	VIC	7.450 8.550	9.400 8.850	7.250 8.350	8.250 9.100	8.300 8.500	7.550 8.700	48.200 52.050 100.2500	7
M. Bird	QLD	8.150 8.600	8.250 7.950	7.200 9.050	8.250 8.950	7.700 8.400	8.550 9.050	48.100 52.000 100.1000	8
R. Stevens	QLD	8.000 8.600	8.300 7.800	7.650 8.000	8.450 9.200	7.450 8.400	8.350 8.950	48.200 50.950 99.1500	9
R. Edmonds	QLD	0.000 0.000	9.000 8.850	9.600 9.400	0.000 0.000	9.150 8.850	9.350 9.450	37.100 36.550 73.6500	10
S. Baum	SA	5.650 6.250	4.900 3.700	4.600 5.900	7.500 8.750	4.600 5.950	5.000 5.100	32.250 35.650 67.9000	11
N. Thomas	GB	0.000 9.050	0.000 8.300	0.000 7.600	0.000 9.550	0.000 8.300	0.000 8.350	0.000 51.150 51.1500	12
G. Hart	GB	0.000 0.000	0.000 7.800	0.000 7.250	0.000 0.000	0.000 8.450	0.000 8.800	0.000 32.300 32.3000	13

LEVEL 10 TEAM

QLD	313.6500	1
-----	----------	---

LEVEL 9 INDIVIDUAL ALL-AROUND

Name	Team	Floor	Horse	Rings	Vault	P.Bar	H.Bar	Total	Place
G. Parker	ACT	7.900 8.650	8.850 8.950	8.150 7.750	7.800 8.800	7.700 8.400	8.950 8.800	49.350 51.350 100.7000	1




Marion Recreational Centre. Photographer: Ross Gould


RESULTS: NATIONAL CHAMPIONSHIPS

LEVEL 8 INDIVIDUAL ALL-AROUND

Name	Team	Floor	Horse	Rings	Vault	P.Bar	H.Bar	Total	Place
P. Hogan	NSW	8.800 8.950	8.750 8.200	9.100 8.900	8.750 8.800	8.300 8.500	9.000 9.150	52.700 52.500 105.2000	1
M. Shaw	QLD	8.150 8.500	7.300 7.900	8.550 8.500	9.300 9.000	8.300 8.850	8.350 9.300	49.950 52.050 102.0000	2
M. Wade	ACT	8.250 8.050	6.400 7.800	8.900 8.700	8.950 8.850	6.950 8.450	8.750 8.600	48.200 50.450 98.6500	3
B. Wade	ACT	6.800 8.450	8.000 6.400	8.600 7.100	8.900 8.350	7.600 8.250	8.650 8.800	48.550 47.350 95.9000	4
B. Grimwood	NSW	7.850 8.000	7.800 5.950	7.950 7.700	8.250 8.200	8.450 8.550	8.200 8.200	48.500 46.600 95.1000	5
A. Duarte	NSW	6.900 7.850	7.750 8.000	8.400 7.600	8.300 8.700	7.450 8.500	7.450 7.500	46.250 48.150 94.4000	6
A. Bain	SA	7.700 7.950	7.200 6.950	8.300 7.550	8.200 8.100	6.950 8.000	8.000 7.600	46.350 46.150 92.5000	7
D. Taylor	VIC	5.700 8.100	5.900 5.950	8.200 7.750	7.950 8.300	7.650 7.200	7.300 7.500	42.700 44.800 87.5000	8
M. Wood	SA	7.100 6.800	6.900 5.400	6.950 6.550	8.900 8.250	7.450 7.500	7.650 7.000	44.950 41.500 86.4500	9
P. Ulrich	VIC	6.450 7.800	6.450 6.250	7.900 7.350	8.550 8.200	6.100 7.150	6.800 6.950	42.250 43.700 85.9500	10
G. Russell	NSW	8.400 7.800	6.850 6.450	8.450 6.750	0.000 8.200	7.050 7.400	7.900 8.500	38.650 45.100 83.7500	11
R. Smart	VIC	6.450 8.300	6.150 7.000	7.350 6.750	8.400 8.450	6.250 6.950	5.100 6.300	39.700 43.750 83.4500	12
R. Barber	GB	0.000 9.000	0.000 9.100	0.000 8.800	0.000 9.200	0.000 8.800	0.000 8.650	0.000 53.550 53.5500	13
J. Downer	GB	0.000 8.900	0.000 8.050	0.000 9.300	0.000 9.050	0.000 8.900	0.000 8.950	0.000 53.150 53.1500	14
D. Cox	GB	0.000 8.950	0.000 8.150	0.000 8.450	0.000 9.000	0.000 8.600	0.000 9.050	0.000 52.200 52.2000	15
C. Rainbird	GB	0.000 8.550	0.000 8.600	0.000 8.550	0.000 9.200	0.000 8.800	0.000 8.400	0.000 52.100 52.1000	16
A. Richardson	GB	0.000 8.900	0.000 8.550	0.000 8.400	0.000 9.000	0.000 8.700	0.000 8.050	0.000 51.600 51.6000	17
S. Ford	GB	0.000 8.250	0.000 8.400	0.000 8.250	0.000 9.050	0.000 9.000	0.000 8.500	0.000 51.450 51.4500	18
N. Fletcher	GB	0.000 8.400	0.000 8.450	0.000 8.000	0.000 8.950	0.000 8.450	0.000 8.500	0.000 50.750 50.7500	19
S. Ross	WA	0.000 8.400	0.000 7.350	0.000 8.550	0.000 8.500	0.000 7.700	0.000 8.200	0.000 48.700 48.7000	20



Above: Mark Shaw—QLD/AIS
Below: Brook Grimwood—NSW



RESULTS: NATIONAL CHAMPIONSHIPS


MENS LEVEL 8 FINALS

Name	Team	Total	Place
FLOOR			
P. Hogan	NSW	17.4750	1
M. Wade	ACT	16.7000	2
G. Russell	NSW	16.4000	3
M. Shaw	QLD	15.7750	4
POMMEL			
P. Hogan	NSW	16.0750	1
A. Duarte	NSW	15.1250	2
M. Shaw	QLD	15.0500	3
B. Wade	ACT	13.2500	4
RINGS			
M. Wade	ACT	17.2000	1
M. Shaw	QLD	17.1250	2
P. Hogan	NSW	16.7500	3
A. Duarte	NSW	15.5500	4

Name	Team	Total	Place
VAULT			
M. Shaw	QLD	17.8500	1
M. Wade	ACT	17.5500	2
P. Hogan	NSW	17.2500	3
A. Duarte	NSW	16.8500	4
R. Smart	VIC	16.7000	5
M. Wood	SA	16.5500	6
P.BAR			
B. Grimwood	NSW	17.1500	1
M. Shaw	QLD	16.9250	2
P. Hogan	NSW	16.5500	3
A. Duarte	NSW	15.1250	4
H.BAR			
M. Shaw	QLD	18.1250	1
P. Hogan	NSW	17.4250	2
M. Wade	ACT	17.3750	3
B. Wade	ACT	17.2750	4
G. Russell	NSW	16.8500	5
B. Grimwood	NSW	16.0000	6

LEVEL 8 TEAM RESULTS

NSW	298.6500	1
VIC	256.9000	2




Kate Munyard—SA

WOMEN INDIVIDUAL ALL-AROUND

Name	Team	Comp	Vault	Bars	Beam	Floor	Total	Place
L. Rycroft	SA	Ia Ib II	8.550 9.150 9.025	9.500 9.050 8.700	9.025 8.875 8.875	9.175 9.025 9.225	36.250 36.100 35.825 72.0000	1
C. Stewart	NSW	Ia Ib II	8.600 8.850 9.050	8.900 9.350 9.250	8.700 8.100 9.175	8.775 8.625 8.875	34.975 34.925 36.350 71.3000	2
K. Larter	TAS	Ia Ib II	8.225 8.725 8.600	9.000 9.075 8.725	9.225 9.425 9.450	9.025 8.425 8.650	35.475 35.650 35.425 70.9875	3
T. Harris	QLD	Ia Ib II	8.650 8.825 8.900	8.900 8.875 8.775	8.475 8.825 8.950	8.575 8.375 8.525	34.600 34.900 35.150 69.9000	4
T. Leotta	NSW	Ia Ib II	8.700 8.650 8.925	8.350 8.975 8.325	8.525 8.900 8.850	8.550 8.525 8.750	34.125 35.050 34.850 69.4375	5
S. Turnbull	VIC	Ia Ib II	8.900 9.050 9.125	8.800 8.975 8.950	8.350 8.475 8.500	7.900 8.375 7.775	33.950 34.875 34.350 68.7625	6
A. Watkins	VIC	Ia Ib II	8.650 8.750 8.850	7.950 8.725 8.550	8.475 9.000 8.475	8.350 8.500 8.525	33.425 34.975 34.400 68.6000	7
K. Thompson	ACT	Ia Ib II	8.725 9.025 9.100	7.350 8.750 8.250	8.075 8.850 8.500	8.400 8.300 8.950	32.550 34.925 34.800 68.5375	8
G. Allen	NSW	Ia Ib II	8.400 8.925 9.025	8.175 7.750 8.925	8.900 8.850 8.025	8.725 8.825 7.625	34.200 34.350 33.600 67.8750	9
N. Abrue	QLD	Ia Ib II	8.550 8.725 8.675	7.850 8.450 8.425	8.175 8.550 8.625	8.175 8.075 8.375	32.750 33.800 34.100 67.3750	10

RESULTS: NATIONAL CHAMPIONSHIPS

Name	Team	Comp	Vault	Bars	Beam	Floor	Total	Place
M. Wade	NSW	Ia	8.500	8.500	7.975	8.300	33.275	11
		Ib	8.725	8.325	8.150	7.975	33.175	
		II	8.725	8.075	8.725	8.075	33.600	
J. Bigham	SA	Ia	8.575	7.950	7.775	8.350	32.650	12
		Ib	9.325	8.375	8.175	8.275	34.150	
		II	9.025	8.350	7.825	8.125	33.325	
J. Richardson	VIC	Ia	8.950	8.200	8.700	8.400	34.250	13
		Ib	9.300	8.900	8.425	8.350	34.975	
		II	8.650	0.000	0.000	0.000	8.650	
D. Graham	NSW	Ia	8.600	8.600	8.775	8.825	34.800	14
		Ib	9.325	9.075	9.050	8.400	35.850	
		II	7.850	0.000	0.000	0.000	7.850	
M. Hill	NSW	Ia	8.175	7.750	8.250	8.500	32.675	15
		Ib	8.475	8.475	8.100	7.975	33.025	
		II	0.000	0.000	0.000	0.000	0.000	
C. Trittmacher	SA	Ia	8.200	8.325	7.975	8.250	32.750	16
		Ib	8.300	8.475	7.425	7.975	32.175	
		II	0.000	0.000	0.000	0.000	0.000	
S. Turnbull	VIC	Ia	8.450	7.300	8.375	8.275	32.400	17
		Ib	8.500	7.950	7.950	8.050	32.450	
		II	0.000	0.000	0.000	0.000	0.000	
N. Moore	ACT	Ia	8.675	7.825	7.225	8.125	31.850	18
		Ib	8.900	8.375	7.625	8.050	32.950	
		II	0.000	0.000	0.000	0.000	0.000	
K. McGregor-Lowndes	QLD	Ia	8.800	9.125	8.175	8.250	34.350	19
		Ib	0.000	0.000	0.000	0.000	0.000	
		II	0.000	0.000	0.000	0.000	0.000	



Kirsten McGregor-Lowndes—QLD

TEAM RESULTS

NSW	102.6750	1
VIC	102.0250	2
QLD	101.7000	3
SA	101.6500	4



Kellie Larter—TAS/AIS

WAG INT/A OPTIONALS

Name	Team	Vault	Bars	Beam	Floor	Total	Place
L. Rycroft	SA	8.550	9.500	9.025	9.175	36.250	1
		9.150	9.050	8.875	9.025	36.100	
K. Larter	TAS	8.225	9.000	9.225	9.025	35.475	2
		8.725	9.075	9.425	8.425	35.650	
D. Graham	NSW	8.600	8.600	8.775	8.825	34.800	3
		9.325	9.075	9.050	8.400	35.850	
C. Stewart	NSW	8.600	8.900	8.700	8.775	34.975	4
		8.850	9.350	8.100	8.625	34.925	
T. Harris	QLD	8.650	8.900	8.475	8.575	34.600	5
		8.825	8.875	8.825	8.375	34.900	
J. Richardson	VIC	8.950	8.200	8.700	8.400	34.250	6
		9.300	8.900	8.425	8.350	34.975	
T. Leotta	NSW	8.700	8.350	8.525	8.550	34.125	7
		8.650	8.975	8.900	8.525	35.050	
S. Turnbull	VIC	8.900	8.800	8.350	7.900	33.950	8
		9.050	8.975	8.475	8.375	34.875	
G. Allen	NSW	8.400	8.175	8.900	8.725	34.200	9
		8.925	7.750	8.850	8.825	34.350	
A. Watkins	VIC	8.650	7.950	8.475	8.350	33.425	10
		8.750	8.725	9.000	8.500	34.975	
K. Thompson	ACT	8.725	7.350	8.075	8.400	32.550	11
		9.025	8.750	8.850	8.300	34.925	
J. Bigham	SA	8.575	7.950	7.775	8.350	32.650	12
		9.325	8.375	8.175	8.275	34.150	
N. Abrue	QLD	8.550	7.850	8.175	8.175	32.750	13
		8.725	8.450	8.550	8.075	33.800	

RESULTS: NATIONAL CHAMPIONSHIPS

Name	Team	Vault	Bars	Beam	Floor	Total	Place
M. Wade	NSW	8.500	8.500	7.975	8.300	33.275	14
		8.725	8.325	8.150	7.975	33.175	
M. Hill	NSW	8.175	7.750	8.250	8.500	32.675	15
		8.475	8.475	8.100	7.975	33.025	
C. Trittmacher	SA	8.200	8.325	7.975	8.250	32.750	16
		8.300	8.475	7.425	7.975	32.175	
S. Turnbull	VIC	8.450	7.300	8.375	8.275	32.400	17
		8.500	7.950	7.950	8.050	32.450	
N. Moore	ACT	8.675	7.825	7.225	8.125	31.850	18
		8.900	8.375	7.625	8.050	32.950	
K. McGregor-Lowndes	QLD	8.800	9.125	8.175	8.250	34.350	19
		0.000	0.000	0.000	0.000	0.000	

WAG INT/A OPTIONALS TEAM RESULTS

Team	Total	Place
NSW	206.9000	1
VIC	206.8500	2
S.A.	204.0750	3
QLD	170.4000	4

WAG SNR FINALS

Name	Team	Comp	Vault	Bars	Beam	Floor	Total	Place
P. Green	QLD	Ia	8.375	8.075	6.875	7.875	31.200	=1
		Ib	8.475	8.075	8.200	8.475	33.225	
		II	8.600	7.950	8.825	8.500	33.875	
M. Cooper	VIC	Ia	8.350	7.450	7.275	8.325	31.400	=1
		Ib	8.525	8.525	8.125	8.450	33.625	
		II	8.675	8.100	8.375	8.425	33.575	
K. Pavay	QLD	Ia	8.200	7.800	7.800	7.450	31.250	3
		Ib	8.675	7.525	8.400	8.250	32.850	
		II	8.700	8.000	8.300	8.300	33.300	
A. Fitzsimmons	QLD	Ia	8.025	8.250	7.850	7.475	31.600	4
		Ib	8.425	8.150	8.425	8.550	33.550	
		II	8.400	7.225	8.000	8.325	31.950	
T. Cranch	VIC	Ia	8.550	7.925	7.000	8.100	31.575	5
		Ib	8.650	7.950	7.300	8.400	32.300	
		II	8.450	7.675	8.100	8.275	32.500	
K. Munyard	SA	Ia	8.325	7.175	7.700	7.500	30.700	6
		Ib	9.025	8.450	7.650	8.575	33.700	
		II	8.325	7.600	7.500	8.625	32.050	
S. Clements	VIC	Ia	7.725	7.875	6.525	7.725	29.850	7
		Ib	8.600	8.100	7.800	7.925	32.425	
		II	8.500	7.975	8.150	8.025	32.650	
J. MacKenzie	NT	Ia	7.675	7.050	7.950	7.300	29.975	8
		Ib	8.400	7.725	8.625	8.075	32.825	
		II	8.325	7.875	7.825	8.250	32.275	
R. Wilson	QLD	Ia	7.900	6.975	7.125	7.225	29.225	9
		Ib	8.300	8.375	7.850	7.875	32.400	
		II	8.525	7.800	8.200	8.275	32.800	
K. McDonald	ACT	Ia	8.150	7.825	7.250	7.225	30.450	10
		Ib	8.400	8.400	7.225	8.075	32.100	
		II	8.125	8.300	7.225	7.725	31.375	
J. McAvenna	SA	Ia	8.350	7.475	6.675	7.375	29.875	11
		Ib	8.700	7.650	6.600	7.500	30.450	
		II	8.625	7.650	8.050	7.875	32.200	
J. Byrne	WA	Ia	8.400	7.400	6.625	6.900	29.325	12
		Ib	8.300	7.425	8.200	7.250	31.175	
		II	8.525	7.450	8.350	7.500	31.825	
B. Markham	SA	Ia	7.900	7.025	7.425	7.175	29.525	13
		Ib	8.475	7.475	7.657	7.400	31.025	
		II	8.475	7.150	8.125	7.750	31.500	
D. Crozier	ACT	Ia	8.350	8.150	7.225	7.350	31.075	14
		Ib	8.350	7.400	7.000	7.925	30.675	
		II	8.425	6.925	6.325	7.700	29.375	



Abbey Watkins—VIC

RESULTS: NATIONAL CHAMPIONSHIPS

Name	Team	Comp	Vault	Bars	Beam	Floor	Total	Place
L. Albergo	VIC	1a	8.200	7.700	6.500	6.625	29.025	15
		1b	8.550	8.425	7.425	7.575	31.975	
		II	0.000	8.100	0.000	0.000	8.100	
							38.600	
M. Weiss	VIC	1a	0.000	7.400	8.050	7.500	22.950	16
		1b	8.275	7.925	7.200	7.675	31.075	
		II	0.000	0.000	8.025	0.000	8.025	
							35.0375	

WAG SENIOR FINALS

Name	Team	Total	Place
VAULT			
J. McAvenna	SA	17.1500	1
M. Cooper	VIC	17.0125	2
P. Green	QLD	16.9870	=3
K. Munyard	SA	16.9870	=3
T. Cranch	VIC	16.9500	5
K. Pavay	QLD	16.9245	6
A. Byrne	WA	16.6000	7
D. Crozier	ACT	16.5370	8
L. Albergo	VIC	8.3750	9

BARS

K. McDonald	ACT	16.4125	1
L. Albergo	VIC	16.1625	2
M. Cooper	VIC	16.0875	3
P. Green	QLD	16.0250	4
S. Clements	VIC	15.9625	5
T. Cranch	VIC	15.6125	6
A. Fitzsimmons	QLD	15.4250	7
K. Munyard	SA	15.4125	8

Name	Team	Total	Place
BEAM			
K. Pavay	QLD	16.4000	1
P. Green	QLD	16.3625	2
A. Fitzsimmons	QLD	16.1375	3
J. MacKenzie	NT	16.1125	4
M. Cooper	VIC	16.0750	5
B. Markham	SA	15.6750	6
M. Weiss	VIC	15.6500	7
K. Munyard	SA	15.1750	8

FLOOR

M. Cooper	VIC	16.8125	1
P. Green	QLD	16.6750	2
K. Munyard	SA	16.6625	3
T. Cranch	VIC	16.5250	4
A. Fitzsimmons	QLD	16.3375	5
K. Pavay	QLD	16.1500	6
J. MacKenzie	NT	15.9375	7
S. Clements	VIC	15.8500	8

WOMEN LEVEL 10 INDIVIDUAL ALL-AROUND

Name	Team	Vault	Bars	Beam	Floor	Total	Place
N. Simper	ACT	8.800	8.600	8.575	8.275	34.250	
		8.650	8.675	8.275	8.375	33.975	
K. Shadbolt	QLD	8.500	7.900	8.700	8.500	68.2250	1
		8.575	8.500	8.600	8.450	33.600	
C. MacIntosh	NSW	8.375	7.900	7.450	8.125	34.125	2
		8.300	7.800	8.600	8.300	67.7250	
K. Myers	VIC	8.375	7.900	7.450	8.125	31.850	3
		8.300	7.800	8.600	8.300	33.000	
K. Rankin	QLD	8.775	7.125	8.050	7.900	64.8500	4
		8.875	7.575	7.650	8.025	31.850	
N. Gosnell	NSW	8.775	7.125	8.050	7.900	32.125	5
		8.875	7.575	7.650	8.025	63.9750	
S. Turner	NSW	8.150	7.700	7.575	8.000	31.425	6
		8.325	7.200	8.325	8.325	32.175	
K. West	NSW	8.150	7.700	7.575	8.000	63.6000	7
		8.325	7.200	8.325	8.325	32.175	
A. Curtin	NSW	8.300	7.275	7.175	8.000	30.750	8
		8.525	7.475	7.900	8.175	32.075	
L. Bowen	NSW	8.175	8.200	8.000	7.600	62.8250	9
		8.125	7.450	7.325	7.675	31.975	
K. Shadbolt	QLD	8.175	8.200	8.000	7.600	30.575	10
		8.125	7.450	7.325	7.675	62.5500	
N. Gosnell	NSW	8.425	7.700	6.950	7.925	31.000	
		8.275	7.075	7.875	8.000	31.225	
S. Turner	NSW	8.425	7.700	6.950	7.925	62.2250	8
		8.275	7.075	7.875	8.000	31.000	
K. West	NSW	8.425	7.700	6.950	7.925	31.225	9
		8.275	7.075	7.875	8.000	61.8750	
A. Curtin	NSW	8.425	7.950	6.425	7.825	30.250	10
		8.325	7.925	7.325	7.675	31.250	
L. Bowen	NSW	8.425	7.950	6.425	7.825	61.8750	
		8.325	7.925	7.325	7.675	30.250	
N. Gosnell	NSW	8.375	7.375	7.800	6.700	30.750	1
		8.275	7.550	7.600	7.325	61.0000	



Natalie Simper—ACT

RESULTS: NATIONAL CHAMPIONSHIPS

WOMEN LEVEL 10 FINALS

Name	Team	Total	Place
VAULT			
K. Myers	VIC	17.6250	1
N. Simper	ACT	17.4250	2
K. Shadbolt	QLD	17.0370	3
A. Curtin	NSW	16.7120	4
N. Gosnell	NSW	16.6750	5
K. West	NSW	16.6620	6
C. MacIntosh	NSW	16.6370	7
L. Bowen	NSW	16.4500	8

BARS

N. Simper	ACT	17.2750	1
K. Shadbolt	QLD	16.4000	2
A. Curtin	NSW	15.8750	3
C. MacIntosh	NSW	15.7000	4
S. Turner	NSW	15.6500	5
K. Rankin	QLD	14.9000	6
K. West	NSW	14.7750	7
J. Larter	TAS	13.5000	8

RSG INDIVIDUAL


Name	Team	Rope	Hoop	Ball	Clubs	Ribbon	Total	Place
A-M. Kerr	VIC	9.100	9.100	9.200	8.950	8.750	45.1000	1
N. Higham	WA	9.250	9.000	8.400	8.400	9.050	44.1000	2
G. Duquemin	VIC	8.650	9.000	8.700	8.650	8.800	43.8000	3
A. Guida	WA	8.950	8.750	8.950	8.550	8.500	43.7000	4
A. Pellow	VIC	8.550	8.600	8.450	8.500	8.600	42.7000	5
J. Ashworth	NSW	8.150	8.800	8.650	8.650	8.350	42.6000	6
K. Baker	SA	8.550	8.000	8.500	8.700	8.350	42.1000	7
E. Pride	NSW	8.300	8.300	8.550	8.350	8.350	41.8500	8
N. Mozes	NSW	8.100	8.350	8.250	8.500	8.400	41.6000	9
S. Goodwin	SA	8.400	8.100	8.500	8.250	8.150	41.4000	10
C. Reid	VIC	8.250	8.450	8.200	8.350	7.750	41.0000	11
K. Whelean	Texas	8.100	8.150	8.050	8.200	8.050	40.5500	12
E. Cannington	VIC	8.150	8.150	7.850	8.300	7.950	40.4000	13
L. Vale	NSW	8.300	7.650	8.350	7.900	8.000	40.2000	=14
A. Haynes	SA	8.250	8.250	8.350	8.250	7.100	40.2000	=14
L.J. Tottenham	Texas	8.200	8.050	8.050	8.150	7.700	40.1500	16
R. Turnbull	VIC	7.900	7.900	8.100	8.200	7.950	40.0500	17
J. Hartley	NSW	7.950	7.700	7.800	7.600	7.150	38.2000	18
B. Ingram	NSW	7.600	7.400	7.650	7.250	7.650	37.5500	19
S. Flynn	NSW	8.100	7.850	7.850	7.450	6.200	37.4500	20

RSG TEAMS RESULTS

VIC	172.8000	1
NSW	166.4500	2

RSG GROUP

Team	Total	Place
VIC	33.35	1
W.A.	32.95	2
S.A.	31.35	3



Nicole Higham—WA

RESULTS: COMMONWEALTH CHAMPIONSHIPS, 8-10 AUGUST, GLASGOW

MEN'S INDIVIDUAL RESULTS

Name	Cty	Vault	Floor	P.Horse	Rings	P/Bar	H/Bar	Total	Place
Philippe Chartrand	Canada	9.15	9.35	9.30	9.60	9.45	9.80	56.65	1
Mike Inglis	Canada	9.45	9.55	8.70	9.15	9.05	9.60	55.50	2
Shaw Byng	Australia	9.25	9.40	8.60	9.30	9.15	9.65	55.35	3
Ian Shelley	England	9.15	9.20	9.10	8.90	8.95	9.60	55.00	4
Allan Reddon	Canada	9.30	9.30	9.30	9.00	8.60	9.45	54.95	5
David Simpson	England	9.30	8.75	8.95	9.55	9.05	9.30	54.90	6
Mark Jujnovich	New Zealand	9.30	8.70	8.15	8.70	8.20	8.50	54.55	=7
Warren Long	Canada	9.35	9.00	8.95	9.25	8.90	9.10	54.55	=7
Terry Bartlett	England	9.45	9.30	8.80	9.10	9.35	8.40	54.40	9
Ken Meredith	Australia	9.20	9.00	8.70	9.35	9.40	8.50	54.15	10
David Lutterman	New Zealand	9.20	8.95	8.60	8.45	8.85	9.30	53.35	11
Blaise Rizzo	Australia	9.10	8.90	8.65	8.60	9.35	8.65	53.25	12
Grant Carlyon	Australia	9.30	9.05	8.65	8.60	8.15	9.45	53.20	13
Kevin Childs	England	9.15	9.00	7.60	9.40	9.00	8.95	53.10	14
David Griffiths	Wales	9.20	8.60	6.60	8.90	8.55	9.25	51.10	15
Scott Mackie	Scotland	8.60	8.05	7.70	8.30	8.70	8.80	50.15	16
Craig Bruce	New Zealand	9.25	8.50	7.65	8.05	7.65	8.40	49.50	17
Robin Hutchins	New Zealand	9.00	8.65	8.25	8.15	7.40	8.25	49.70	18
Kevin Eveleigh	Wales	8.90	8.00	5.50	8.50	8.30	7.65	46.85	19
David Buffin	Wales	9.20	8.40	6.55	8.20	7.55	8.55	48.45	20
Peter Heysham	Wales	8.70	8.10	6.35	8.00	7.95	7.40	46.50	21
Stuart McMahon	Scotland	8.90	7.90	5.65	8.00	7.60	7.70	45.75	=22
Barry Phelan	Scotland	8.70	7.40	7.85	8.00	6.80	7.00	45.75	=22
Seto Ming	Hong Kong	8.45	7.05	6.60	8.10	6.95	6.70	43.85	24
Auka Wo	Hong Kong	8.10	7.75	5.90	6.50	6.45	7.15	41.85	=25
Stuart Glendinning	Scotland	8.80	8.45	4.55	7.40	6.30	6.35	41.85	=25
Barry Brown	Eire	8.50	7.45	5.70	6.80	6.55	6.30	41.30	27
Ching Wai Ching	Hong Kong	8.70	8.45	4.70	6.35	6.30	6.55	41.05	28
Lam Wai King	Hong Kong	7.85	7.50	4.20	6.70	7.30	7.05	40.60	29
RESERVES									
Mark Mommsen	Australia	9.10	8.65	8.05	8.60	8.25	7.70	50.35	
Russell Wadsworth	England	9.40	9.30	6.35	8.65	8.50	9.05	51.25	
Gary Cross	Scotland	8.60	8.05	4.80	6.10	6.95	6.25	40.75	

MEN'S TEAM TOTALS

Canada	168.10	1
England	165.65	2
Australia	164.10	3
New Zealand	155.25	4
Wales	147.75	5
Scotland	142.90	6
Hong Kong	130.05	7

MEN'S APPARATUS FINALS

Name	Cty	Total	Place	Name	Cty	Total	Place
FLOOR				VAULT			
Mike Inglis	Canada	18.95	1	Mark Inglis	Canada	18.95	1
Terry Bartlett	England	18.70	2	Terry Bartlett	England	18.60	=2
Philippe Chartrand	Canada	18.65	=3	Warren Long	Canada	18.60	=2
Shaw Byng	Australia	18.65	=3	Shaw Byng	Australia	18.50	4
Grant Carlyon	Australia	18.45	5	David Simpson	England	18.475	=5
Ian Shelley	England	18.40	6	Mark Jujnovich	New Zealand	18.475	=5
David Lutterman	New Zealand	18.05	7	Grant Carlyon	Australia	18.425	7
Mark Jujnovich	New Zealand	17.55	8	Craig Bruce	New Zealand	18.30	8
POMMELS				PARALLEL BARS			
Allan Reddon	Canada	18.70	1	Philippe Chartrand	Canada	18.95	1
Philippe Chartrand	Canada	18.35	2	Ken Meredith	Australia	18.90	2
Ian Shelley	England	18.25	3	Blaise Rizzo	Australia	18.85	3
Grant Carlyon	Australia	17.95	4	Terry Bartlett	England	18.60	4
David Simpson	England	17.85	5	David Simpson	England	18.20	5
David Lutterman	New Zealand	17.60	6	David Lutterman	New Zealand	17.65	6
Blaise Rizzo	Australia	17.25	7	Mark Inglis	Canada	17.40	7
Barry Phelan	Scotland	16.00	8	Scott Mackie	Scotland	17.20	8
RINGS				HORIZONTAL BAR			
Philippe Chartrand	Canada	19.20	1	Philippe Chartrand	Canada	19.55	1
Ken Meredith	Australia	19.00	2	Shaw Byng	Australia	19.25	=2
David Simpson	England	18.95	3	Ian Shelley	England	19.25	=2
Kevin Childs	England	18.75	4	Mike Inglis	Canada	19.05	4
Shaw Byng	Australia	18.65	5	Grant Carlyon	Australia	18.80	5
Allan Reddon	Canada	18.05	6	David Lutterman	New Zealand	18.35	6
David Griffiths	Wales	17.80	7	David Griffiths	Wales	18.10	7
Mark Jujnovich	New Zealand	17.20	8	David Simpson	England	17.95	8

RESULTS: COMMONWEALTH CHAMPIONSHIPS, 8-10 AUGUST, GLASGOW

WOMEN'S INDIVIDUAL RESULTS

Name	Cty	Vault	Bars	Beam	Floor	Total	Place
Monica Covacci	Canada	9.65	9.60	9.75	9.80	38.80	1
Lisa Elliot	England	9.60	9.40	9.45	9.55	38.00	2
Laura Thomas	England	9.65	9.30	9.25	9.25	37.45	3
Jocelyn Rathburn	Canada	9.05	9.40	9.55	9.30	37.30	4
Leanne Rycroft	Australia	9.50	9.10	9.45	9.20	37.25	5
Cathy Giancaspro	Canada	9.55	9.40	8.75	9.20	36.90	6
Debbie Graham	Australia	8.60	9.40	9.60	9.15	36.75	7
Kelly Larter	Australia	9.00	9.40	9.55	8.75	36.70	8
Carolyn Stewart	Australia	9.35	8.45	9.55	9.00	36.35	9
Adnrea Owoc	Canada	9.65	9.15	8.35	9.00	36.15	10
Dawn Farrey	England	9.25	9.00	9.40	8.40	36.05	11
Stephanie Micklam	England	9.55	8.40	8.80	9.15	35.90	12
Menna Samuel	Wales	9.45	7.90	9.35	9.10	35.80	13
Fiona Martin	New Zealand	8.70	9.30	9.05	8.65	35.70	14
Kathy Bennion	Wales	8.80	8.10	8.75	8.90	34.55	15
Karen Grindle	Wales	9.50	8.60	9.10	8.30	34.50	16
Clare Mayo	Wales	9.45	8.50	8.95	8.55	35.45	17
Vanessa Thornton	New Zealand	9.25	8.30	8.50	8.65	34.70	18
Debbie Smith	Scotland	9.10	8.60	8.40	8.40	34.50	19
Leigh Morris	Scotland	8.95	8.25	8.30	8.55	34.05	20
Sandra Murdoch	Scotland	8.85	7.80	8.75	8.55	33.95	21
Kwong Mai Fong	Hong Kong	8.90	8.10	8.20	8.20	33.40	22
Faith Arnott	Scotland	9.40	8.40	7.40	8.15	33.35	23
Paula Ransom	New Zealand	8.95	8.25	7.50	8.20	32.90	=24
Annie Echlin	Northern Ireland	8.70	7.60	8.40	8.20	32.90	=24
Sandra Veale	Eire	8.85	8.05	7.80	7.95	32.65	26
Karen Jevina	Eire	8.95	6.90	7.65	8.30	31.80	=27
Lisa Taylor	New Zealand	8.75	6.15	8.50	8.40	31.80	=27
Claire Crawley	Northern Ireland	8.25	6.65	7.95	8.40	31.25	29
Adele Barclay	Northern Ireland	8.45	7.70	7.85	7.15	31.15	30
Bronagh Carron	Eire	8.30	6.80	7.25	8.15	30.50	31
Niamh Coleman	Eire	8.05	6.60	7.35	8.35	30.35	32
Judy Ho Ying Fung	Hong Kong	8.80	4.65	8.40	7.10	28.95	33
Kim Kensett	Northern Ireland	7.25	6.30	7.50	7.85	28.90	34
Tsang Mei Chi	Hong Kong	7.65	6.30	6.50	6.50	26.95	35
Law Lai Fa	Hong Kong	8.30	5.10	7.35	6.00	26.75	36
RESERVES							
Jenny Richardson	Australia	9.80	8.85	8.20	9.05	35.90	
Stacy Patrick	Canada	9.45	9.20	9.15	8.65	36.45	
Jane Lowndes	England	9.20	8.95	8.60	8.75	35.50	
Catherine Alexander	Northern Ireland	7.90	4.30	7.30	7.10	26.60	
Nicola Burgess	Northern Ireland	8.45	4.55	6.05	7.20	26.25	
Ruth Gibson	Scotland	8.95	8.40	8.55	8.55	34.45	
Susan Martin	Scotland	8.85	7.90	7.35	8.30	32.40	

WOMEN'S TEAM TOTALS

Canada	114.40	1
England	112.55	2
Australia	111.80	3
Wales	107.45	4
New Zealand	104.55	5
Scotland	103.65	6
Northern Ireland	96.00	7
Eire	95.45	8
Hong Kong	91.25	9

WOMEN'S APPARATUS FINALS

Name	Cty	Total	Place	Name	Cty	Total	Place
VAULT				BEAM			
Andrea Owoc	Canada	19.375	1	Monica Covacci	Canada	19.475	1
Monica Covacci	Canada	19.275	2	Kelly Larter	Australia	19.05	2
Laura Thomas	England	19.250	3	Jocelyn Rathburn	Canada	18.975	3
Lisa Elliot	England	19.100	4	Lisa Elliot	England	18.9625	4
Leanne Rycroft	Australia	19.025	5	Debbie Graham	Australia	18.95	5
Karen Grindle	Wales	18.95	6	Menna Samuel	Wales	18.85	6
Menna Samuel	Wales	18.875	7	Dawn Farrey	England	18.325	7
Faith Arnott	Scotland	18.775	8	Karen Grindle	Wales	18.05	8
BARS				FLOOR			
Monica Covacci	Canada	19.35	1	Lisa Elliot	England	19.15	=1
Jocelyn Rathburn	Canada	18.85	2	Monica Covacci	Canada	19.15	=1
Lisa Elliot	England	18.80	3	Cathy Giancaspro	Canada	18.95	3
Debbie Graham	Australia	18.725	4	Laura Thomas	England	18.625	4
Kellie Larter	Australia	18.375	5	Leanne Rycroft	Australia	18.525	5
Laura Thomas	England	18.25	6	Debbie Graham	Australia	18.50	6
Fiona Martin	New Zealand	18.05	7	Menna Samuel	Wales	18.40	7
Debbie Smith	Scotland	16.975	8	Kathy Bennion	Wales	17.975	8

RESULTS: PACIFIC ALLIANCE, 12-14 SEPTEMBER 1986, MACAU

MENS INDIVIDUAL SCORES

Name	Cty	Floor	Horse	Rings	Vault	P.Bars	H.Bar	Total	Place
Xiao Ruizhi	CHN	8.90	9.60	9.50	9.45	9.85	9.80	57.10	1
Pan Yongchao	CHN	9.60	9.75	9.45	9.40	9.20	9.60	57.00	2
Brad Peters	CAN	9.10	9.65	9.30	9.35	9.75	9.50	56.65	3
Zhao Janguo	CHN	9.20	8.85	9.55	9.50	9.90	9.55	56.55	4
Curtis Hibbert	CAN	9.20	9.45	8.70	9.40	9.50	9.50	55.75	5
Guo Linzian	CHN	9.45	9.40	9.20	9.35	9.70	8.50	55.60	6
Rob Brown	USA	8.85	9.30	9.15	9.40	9.15	9.40	55.25	7
Alan Nolet	CAN	9.25	9.25	8.35	9.30	9.50	9.55	55.20	8
Jon Louis	USA	9.40	8.30	9.30	9.25	8.80	9.55	54.60	9
Grant Carlyon	AUS	9.10	9.40	8.60	9.30	8.70	9.30	54.40	10
Eiichi Kawamura	JPN	8.80	9.20	9.00	9.25	8.75	9.35	54.35	11
Takahiro Yamada	JPN	8.50	8.80	9.30	9.10	9.10	9.45	54.25	12
Mike Rice	USA	9.30	8.95	8.65	8.95	8.70	9.35	53.90	13
Kevin Davis	USA	9.20	8.15	9.35	9.05	9.10	8.80	53.65	14
Claude Latendresse	CAN	8.85	9.50	8.75	8.70	8.65	8.90	53.35	15
Morimasa Honda	JPN	9.45	9.25	8.90	9.20	8.00	8.45	53.25	16
Yasushi Hasegawa	JPN	8.90	8.35	9.20	9.25	8.95	8.55	53.20	17
Chang Chao-Chun	TPE	9.05	8.95	8.10	9.35	9.10	8.25	52.80	18
Blaise Rizzo	AUS	8.70	8.50	8.95	8.95	9.40	8.25	52.75	19
Huang Ko-Min	TPE	8.90	8.65	8.70	8.65	8.65	8.80	52.35	20
Tsay Heng	TPE	8.90	8.60	8.45	9.25	8.60	8.35	52.15	21
Lian Mei-Tsung	TPE	8.55	8.15	7.95	8.85	9.00	8.00	51.30	22
Mark Mommsen	AUS	9.05	7.90	8.35	9.05	7.75	8.70	50.80	23
Tony Pineda	MEX	9.15	9.60	9.30	9.20	9.50	2.10	48.85	24
Sergio Jasareno	PHI	7.75	6.30	8.25	8.95	8.55	7.10	46.90	25
Seto Ming	HKG	8.30	6.65	6.40	8.35	7.40	6.20	43.30	26
Ho Chi-Cheung	HKG	8.05	4.95	4.20	8.25	6.50	6.45	38.40	27
Ching Wai-Kin	HKG	7.95	4.45	5.40	7.90	6.45	5.45	37.60	28
Rob Edmonds	AUS	0.00	8.75	8.70	0.00	9.05	9.20	35.70	29
Chan Chi-Ho	HKG	6.50	6.25	4.60	0.00	0.00	0.00	17.35	30

MENS FINALS

Name	Cty	Total	Place
------	-----	-------	-------

FLOOR

Pan Yongchao	CHN	19.100	1
Morimasa Honda	JPN	18.900	2
Guo Linzian	CHN	18.850	3
Alan Nolet	CAN	18.600	4
Curtis Hibbert	CAN	18.450	5
Grant Carlyon	AUS	18.300	6
Mike Rice	USA	17.850	7
Mark Mommsen	AUS	17.250	8

POMMEL

Pan Yongchao	CHN	19.550	1
Brad Peters	CAN	19.350	2
Xiao Ruizhi	CHN	19.300	3
Morimasa Honda	JPN	18.700	4
Grant Carlyon	AUS	17.950	5
Claude Latendresse	CAN	17.850	6
Tony Pineda	MEX	17.250	7
Rob Brown	USA	17.200	8

RINGS

Zhao Janguo	CHN	19.150	1
Brad Peters	CAN	18.850	2
Xiao Ruizhi	CHN	18.750	3
Takahiro Yamada	JPN	18.600	4
Jon Louis	USA	18.600	5
Yasushi Hasegawa	JPN	18.400	6
Kevin Davis	USA	18.300	7
Claude Latendresse	CAN	17.900	8

TEAM PLACINGS

Team	Floor	Horse	Rings	Vault	P.Bar	H.Bar	Total	Place
CHN	28.250	28.750	28.500	28.350	29.450	28.950	172.250	1
CAN	27.550	28.600	26.750	28.050	28.750	28.550	168.250	2
USA	27.900	26.550	27.800	27.700	27.050	28.300	165.300	3
JPN	27.150	27.250	27.500	27.700	26.800	27.350	163.750	4
AUS	26.850	26.650	26.250	27.300	27.150	27.200	161.400	5
TPE	26.850	26.200	25.250	27.450	26.750	25.950	158.450	6
HKG	24.300	17.850	16.400	20.350	18.100	121.500		7

Name	Cty	Total	Place
------	-----	-------	-------

VAULT

Zhao Janguo	CHN	18.925	1
Curtis Hibbert	CAN	18.775	2
Grant Carlyon	AUS	18.725	3
Rob Brown	USA	18.725	4
Xiao Ruizhi	CHN	18.650	5
Alan Nolet	CAN	18.575	6
Yasushi Hasegawa	JPN	18.475	7
Chang Chao-Chun	TPE	18.325	8

PARALLEL BARS

Xiao Ruizhi	CHN	19.650	1
Zhao Janguo	CHN	19.500	2
Brad Peters	CAN	19.500	3
Tony Pineda	MEX	19.150	4
Blaise Rizzo	AUS	18.900	5
Curtis Hibbert	CAN	18.850	6
Takahiro Yamada	JPN	17.750	7
Rob Brown	USA	17.400	8

HIGH BAR

Xiao Ruizhi	CHN	19.450	1
Brad Peters	CAN	19.200	2
Pan Yongchao	CHN	19.100	3
Alan Nolet	CAN	19.100	4
Takahiro Yamada	JPN	18.850	5
Jon Louis	USA	18.800	6
Grant Carlyon	AUS	18.400	7
Rob Brown	USA	18.250	8

RESULTS: PACIFIC ALLIANCE, 12-14 SEPTEMBER 1986, MACAU

WOMENS INDIVIDUAL

Name	Cty	Vault	Bars	Beam	Floor	Total	Place
Lori Strong	CAN	9.800	9.300	9.650	9.750	38.500	1
Joyce Wilborn	USA	9.800	9.400	9.400	9.850	38.450	2
Wang Xiaorong	CHN	9.700	9.400	9.500	9.600	38.200	3
Zeng Yingzi	CHN	9.850	9.550	9.100	9.450	37.950	4
Liu Pei	CHN	9.500	9.500	9.450	9.450	37.900	5
Christina McDonald	CAN	9.700	9.550	9.050	9.400	37.700	6
Jiang Wei	CHN	9.750	9.300	9.250	9.250	37.550	7
Robin Richter	USA	9.600	9.500	9.300	8.900	37.300	8
Leanne Rycroft	AUS	9.400	9.400	9.400	8.950	37.150	9
Cindy Tom	USA	9.600	9.150	8.850	9.400	37.000	10
Jenny Richardson	AUS	9.700	9.250	9.150	8.850	36.950	11
Toshiko Matsumoto	JPN	9.700	9.100	9.250	8.850	36.900	12
Kellie Larter	AUS	9.000	9.500	9.200	9.200	36.900	13
Nobuko Ito	JPN	9.500	9.250	8.950	9.150	36.850	14
Janine Rankin	CAN	9.650	8.900	9.000	8.850	36.400	15
Alexandra Borowik	CAN	9.450	9.400	8.500	8.750	36.100	16
Alyssa Solomon	USA	9.550	8.700	8.300	9.500	36.050	17
Tracey Harris	AUS	9.000	9.200	8.550	8.900	35.650	18
Sakiko Ito	JPN	9.450	9.250	8.700	8.000	35.400	19
Chen Jen-Hou	TPE	9.300	8.800	8.450	8.800	35.350	20
Beatriz Lucero	PHI	8.900	9.250	8.150	8.800	35.100	21
Hua Mei-Jen	TPE	9.250	9.050	8.700	8.000	35.000	22
Chen Shuo-Mei	TPE	8.900	8.900	8.700	8.400	34.900	23
Vanessa Thornton	NZL	9.100	8.700	8.300	8.500	34.600	24
Chen Pei-Wen	TPE	8.450	9.200	8.950	7.850	34.450	25
Akiko Dakeyama	JPN	9.100	8.850	8.550	7.600	34.100	26
Hayley Sligo	NZL	9.150	8.350	8.600	8.000	34.100	27
Lois Ewins	NZL	8.750	7.900	8.450	8.300	33.400	28
Kwong Mei Fong	HKG	9.000	7.850	7.300	8.350	32.500	29
Lung Ching Han	HKG	8.500	7.250	6.300	7.050	29.100	30
Yeung Yun Pina	HKG	8.000	6.850	6.700	7.300	28.850	31
Lee Lai Shan	HKG	7.450	5.800	7.400	7.000	27.650	32
Carmel O'Loughlin	NZL	0.000	8.600	8.050	0.000	16.650	33

WOMENS FINALS

Name	Cty	Total	Place
------	-----	-------	-------

VAULT

Zeng Yingzi	CHN	19.525	1
Lori Strong	CAN	19.525	2
Joyce Wilborn	USA	19.450	3
Jiang Wei	CHN	19.350	4
Robin Richter	USA	18.800	5
Toshiko Matsumoto	JPN	18.725	6
Alexandra Borowik	CAN	18.575	7
Jenny Richardson	AUS	13.700	8

UNEVEN BARS

Christina McDonald	CAN	19.250	1
Zeng Yingzi	CHN	19.200	2
Liu Pei	CHN	19.100	3
Robin Richter	USA	19.050	4
Joyce Wilborn	USA	19.050	5
Leanne Rycroft	AUS	18.950	6
Kellie Larter	AUS	18.950	7
Alexandra Borowik	CAN	18.850	8

Name	Cty	Total	Place
------	-----	-------	-------

BEAM

Lori Strong	CAN	19.200	1
Joyce Wilborn	USA	18.900	2
Leanne Rycroft	AUS	18.850	3
Liu Pei	CHN	18.850	4
Wang Xiaorong	CHN	18.700	5
Robin Richter	USA	18.700	6
Kellie Larter	AUS	18.500	7
Toshiko Matsumoto	JPN	17.250	8

FLOOR

Joyce Wilborn	USA	19.650	1
Wang Xiaorong	CHN	19.200	2
Lori Strong	CAN	19.100	3
Alyssa Solomon	USA	18.900	4
Zeng Yingzi	CHN	18.400	5
Christina McDonald	CAN	18.400	6
Leanne Rycroft	AUS	18.350	7
Nobuko Ito	JPN	17.600	8

TEAM PLACINGS

Cty	Vault	Bars	Beam	Floor	Total	Place
CHN	29.300	28.450	28.200	28.500	114.450	1
USA	29.000	28.050	27.550	28.750	113.350	2
CAN	29.150	28.250	27.700	28.000	113.100	3
AUS	28.100	28.150	27.750	27.050	111.050	4
JPN	28.650	27.600	26.900	26.000	109.150	5
TPE	27.450	27.150	26.350	25.200	106.150	6
NZL	27.000	25.650	25.350	24.800	102.800	7
HKG	25.500	21.950	21.400	22.700	91.550	8

RESULTS: FOUR CONTINENTS CHAMPIONSHIP, 1-4 OCT. 1986, MELBOURNE

RSG SENIOR OPTIONALS

Name	Cty	Rope	Ball	Clubs	Ribbon	Total	Place
Lori Fung	CAN	9.550	9.550	9.525	9.575	38.200	1
Yanfei Xia	CHN	9.200	9.300	9.200	9.275	36.975	2
Xiaomin He	CHN	8.975	9.350	9.350	9.150	36.825	3
Diane Simpson	USA	9.275	9.175	8.725	9.300	36.475	4
Adrienne Mark	CAN	9.200	9.050	8.950	9.175	36.375	5
Masako Yokoya	JPN	8.900	9.125	8.975	9.100	36.100	6
Keiko Hamada	JPN	8.975	9.150	9.100	8.850	36.075	7
Qiong Pang	CHN	8.700	9.300	9.125	8.925	36.050	8
Lisa Gautreau	CAN	8.975	8.925	8.975	9.150	36.025	=9
Kaoru Horiguchi	JPN	9.125	8.975	9.050	8.875	36.025	=9
Marina Kunyavsky	USA	9.325	9.125	8.525	8.900	35.875	11
Angela Walker	NZL	9.050	8.925	8.950	8.650	35.575	12
Irina Rubinshtein	USA	8.750	8.900	8.825	9.000	35.475	13
Antonietta Guida	AUS	8.975	8.725	8.625	8.900	35.225	14
Nicole Higham	AUS	8.800	8.775	8.600	8.925	35.100	15
Ann-Maree Kerr	AUS	8.500	8.950	8.675	8.825	34.950	16
Rosane Favilla	BRA	8.475	8.700	8.625	8.725	34.525	17
Melanie Cairns	NZL	8.475	8.525	8.325	8.625	33.950	18
Patria Hume	NZL	8.775	7.650	8.625	8.675	33.725	19
Flavia Medina	ARG	8.400	8.250	8.300	8.450	33.400	20
Carolina Cosentino	ARG	8.700	8.425	7.325	8.725	33.175	21
Sulamita Almeida	BRA	8.375	8.450	7.825	8.450	33.100	22
Daniela Amoroso Y Arcuri	ARG	8.575	8.375	8.250	7.850	33.050	23
Nadine Brandao	BRA	8.200	8.250	8.300	8.100	32.850	24

RSG SENIOR FINALS

Name	Cty	Total	Place	Name	Cty	Total	Place
ROPE				CLUBS			
Lori Fung	CAN	19.2000	1	Lori Fung	CAN	19.1000	1
Marina Kunyavsky	USA	18.7250	2	Xiaomin He	CHN	18.7250	2
Diane Simpson	USA	18.6000	3	Yanfei Xia	CHN	18.3000	3
Yanfei Xia	CHN	18.4500	4	Keiko Hamada	JPN	18.2750	4
Adrienne Mark	CAN	18.4000	5	Lisa Gautreau	CAN	17.9750	5
Kaoru Horiguchi	JPN	18.3000	6	Kaoru Horiguchi	JPN	17.9250	6
Angela Walker	NZL	18.1500	7	Irina Rubinshtein	USA	17.8000	7
Xiaomin He	CHN	17.7500	8	Angela Walker	NZL	17.7250	8
BALL				RIBBON			
Lori Fung	CAN	19.2000	1	Lori Fung	CAN	19.2000	1
Qiong Pang	CHN	18.6500	2	Yanfei Xia	CHN	18.5500	2
Diane Simpson	USA	18.5000	3	Diane Simpson	USA	18.4750	3
Xiaomin He	CHN	18.4500	4	Xiaomin He	CHN	18.3250	4
Marina Kunyavsky	USA	18.3750	5	Adrienne Mark	CAN	18.2500	5
Keiko Hamada	JPN	18.2750	6	Masako Yokoya	JPN	18.2000	6
Masako Yokoya	JPN	18.2500	7	Irina Rubinshtein	USA	17.9000	7
Adrienne Mark	CAN	18.1250	8	Nicole Higham	AUS	17.1750	8

GROUP RESULTS

Country	Composition	Execution	Total	Place
P.R. of CHINA	9.425	9.375	18.80	1
	9.475	9.100	18.575	
	9.525	8.600	37.8125	
JAPAN	9.450	9.250	18.700	2
	9.525	8.875	18.400	
	9.525	8.575	36.650	
CANADA	9.200	9.000	18.200	3
	9.300	8.875	18.175	
	9.325	9.025	36.5375	
U.S.A.	9.200	8.875	18.075	4
	9.225	8.900	18.125	
	9.250	8.750	36.1000	
AUSTRALIA	9.000	8.700	17.700	5
	8.975	8.725	17.700	
	9.000	8.875	35.575	
NEW ZEALAND	8.850	8.425	17.275	6
	8.875	8.175	17.050	
	8.950	8.600	34.7125	
BRAZIL	8.575	8.225	16.800	7
	8.550	8.375	16.925	
	8.375	8.600	33.8375	

RESULTS: FOUR CONTINENTS CHAMPIONSHIP, 1-4 OCT. 1986, MELBOURNE

JUNIOR OPTIONALS

Name	Cty	Rope	Ball	Ribbon	Total	Place
Mary Fuzesi	CAN	8.750	8.900	8.600	26.250	=1
Kaori Ishimi	JPN	8.600	8.800	8.850	26.250	=1
Susan Cushman	CAN	8.500	8.850	8.250	25.600	3
Cindy Mount	USA	8.600	8.650	8.150	25.400	4
Molly Krause	USA	8.500	8.800	7.750	25.050	=5
Yoshimi Koreeda	JPN	8.400	8.700	7.950	25.050	=5
Lisa Merritt	CAN	8.700	8.700	7.550	24.950	7
Lisa Field	AUS	8.000	8.700	8.000	24.700	8
Mamiko Hirai	JPN	8.250	8.500	7.900	24.650	9
Raewyn Jack	NZL	8.400	8.250	7.950	24.600	10
Nicole Moses	AUS	8.300	8.600	7.400	24.300	=11
Kristl Alt	USA	8.300	8.100	7.900	24.300	=11
Tracey Anderson	NZL	7.900	8.550	7.850	24.300	=11
Kathy Job	AUS	8.000	8.450	7.700	24.150	14
Katie Agnew	NZL	8.100	8.300	7.550	23.950	15
Karina Lanz	AUS	8.150	8.200	7.250	23.600	16
Elizabeth Boak	NZL	8.150	7.500	7.000	22.650	17

JUNIOR FINALS

Name	Cty	Total	Place
ROPE			
Lisa Merritt	CAN	17.5750	1
Kaori Ishimi	JPN	17.4500	2
Mary Fuzesi	CAN	17.4250	3
BALL			
Mary Fuzesi	CAN	18.0000	1
Susan Cushman	CAN	17.8500	2
Kaori Ishimi	JPN	17.7500	3
RIBBON			
Kaori Ishimi	JPN	17.8000	1
Mary Fuzesi	CAN	17.4500	2
Susan Cushman	CAN	16.9250	3

RESULTS: MAG-- AUSTRALIA vs GREAT BRITAIN

MAG U/18 OPTIONALS

Name	Team	Floor	Horse	Rings	Vault	P.Bar	H.Bar	Total	Place
Mark Mommsen	AUS	8.800	8.650	8.700	9.000	8.700	8.650	52.5000	1
James May	GB	9.200	8.300	7.450	9.150	8.450	8.900	51.4500	2
Neil Thomas	GB	9.400	8.800	8.350	9.400	7.700	7.600	51.2500	3
Tim Lees	AUS	8.300	8.400	8.150	8.700	8.100	8.550	50.2000	4
Glen Parker	AUS	8.650	8.350	7.950	8.450	8.050	8.600	50.0500	5
Mark Bird	AUS	8.350	7.850	7.950	8.600	8.250	8.900	49.9000	=6
Paul Bowler	GB	8.900	7.650	7.700	9.150	8.200	8.400	49.9000	=6
Jamie Downer	GB	8.750	7.400	9.000	8.550	7.950	7.550	49.2000	8
Russel Stevens	AUS	8.400	7.600	7.550	8.950	8.550	7.800	48.9500	=9
Mark Shaw	AUS	8.100	7.100	8.050	8.700	8.300	8.600	48.8500	=9
Neil Fletcher	GB	8.300	8.700	6.950	8.500	8.400	7.700	48.5500	11
Gary Hart	GB	8.250	6.350	8.050	7.700	7.650	8.800	46.8000	12

MAG U/16

Name	Team	Floor	Horse	Rings	Vault	P.Bar	H.Bar	Total	Place
Carl Rainbird	GB	8.400	8.000	6.550	9.000	8.150	8.700	48.8000	1
David Cox	GB	8.750	7.400	7.400	8.500	7.750	8.550	48.3500	2
Aiden Richardson	GB	8.150	8.200	7.000	8.750	7.900	7.900	47.9000	3
Simon Ford	GB	7.800	7.600	7.100	8.300	7.500	8.500	46.8000	4
Stewart Ross	SA	8.450	7.000	7.100	8.300	7.550	6.900	45.3000	5
Robert Barber	GB	0.000	6.400	7.850	8.700	7.200	7.700	37.8500	6
Adam Sachs	SA	5.550	5.200	5.250	8.250	5.450	4.800	34.5000	7
Rodney Pfeiffer	SA	6.450	5.200	4.500	7.500	5.500	5.100	34.2500	8
Joshua Bowden	SA	5.150	4.850	5.400	7.550	5.050	4.750	32.7500	9
Richard Williams	SA	5.300	5.000	5.100	7.350	5.200	4.500	32.4500	10
Alex Barrett	SA	0.000	4.850	5.350	6.900	4.100	4.850	26.0500	11

TEAM PLACINGS

U/18

AUS	253.30	1
GB	252.70	2

U/16

GB	193.55	1
AUS	148.20	2

RESULTS: CANADIAN CLASSIC, JUNE 1986, TORONTO

INDIVIDUAL ALL-AROUND

Name	Country	Total	Place	Name	Country	Total	Place
Kristie Phillips	USA	38.25	1	Theresa MacKenzie	Canada	34.85	20
Phoebe Mills	USA	37.55	2	Lee Anne Murray	Australia	34.70	21
Luisa Ribeiro	Brazil	37.50	3	Emma Webber	Great Britain	34.65	22
Robin Carter	USA	37.40	4	Julie Bigham	Australia	34.50	23
Larissa Lowing	Canada	37.30	5	Marina Falcioni	Argentina	33.95	24
Debbie Johnstone	Canada	37.25	6	Kirsten McGregor-Lowndes	Australia	33.90	25
Lisa Panzironi	USA	37.15	7	Gabriela Sobrado	Argentina	33.85	=26
Christie Henrich	USA	36.85	8	**Gabriela Sobrado	Argentina	33.85	=26
Julissa Gomez	USA	36.35	9	Sasha harnett	Australia	33.65	28
Lisa Read	Australia	36.20	10	Emma Goldman	Great Britain	33.60	29
Malissa Harriot	Canada	35.75	11	Iracema Andori	Brazil	33.50	30
Catherine Bain	Great Britain	35.70	=12	Priscilla Steinberger	Brazil	33.40	31
Lisa Colussi	Canada	35.70	=12	Renata Borges	Brazil	33.10	32
Nicole Sommerville	Canada	35.50	14	Andrea Giordana	Argentina	32.95	33
Katie Watts	Australia	35.45	15	Gisela Argoitia	Argentina	32.85	34
Carolyn Kelly	Great Britain	35.25	16	Sueli Ariki	Brazil	32.45	=35
Karen Hargate	Great Britain	35.10	17	Daniela Mesquita	Brazil	32.45	=35
Karina Oliveira	Argentina	35.05	18				
Alyson Howard	Great Britain	35.00	19				

**Taken from Official Score Sheet.

TEAM RESULTS

Country	Vault	Bars	Beam	Floor	Total	Place
USA—A	38.45	37.95	37.00	37.85	151.25	1
Canada—A	37.40	36.65	35.40	36.85	146.40	2
Great Britain	37.15	34.90	34.20	35.65	141.90	=3
Australia	36.85	34.90	34.10	36.05	141.90	=3
Brazil	35.90	35.00	34.20	34.80	139.90	4
Argentina	35.75	33.80	33.35	34.00	136.90	5

FINALS

Name	Country	Total	Place	Name	Country	Total	Place
VAULT				BEAM			
Kristie Phillips	USA	19.70	1	Phoebe Mills	USA	18.75	1
Phoebe Mills	USA	19.50	2	Robin Carter	USA	18.45	2
Luisa Ribeiro	Brazil	19.35	3	Debbie Johnstone	Canada	18.20	=3
Larissa Lowing	Canada	19.15	4	Karina Oliveira	Argentina	18.20	=3
Catherine Bain	Great Britain	19.10	5	Luisa Ribeiro	Brazil	17.85	=5
Karen Hargate	Great Britain	18.65	6	Larissa Lowing	Canada	17.85	=5
Malissa Harriot	Canada	18.60	=7	Katie Watts	Australia	17.75	7
Julie Bigham	Australia	18.60	=7	Lisa Read	Australia	17.50	8
UNEVEN BARS				FLOOR			
Phoebe Mills	USA	19.20	=1	Kristie Phillips	USA	19.40	1
Kristie Phillips	USA	19.20	=1	Robin Carter	USA	18.80	2
Luisa Ribeiro	Brazil	18.95	3	Debbie Johnstone	Canada	18.60	=3
Larissa Lowing	Canada	18.85	4	Luisa Ribeiro	Brazil	18.60	=3
Debbie Johnstone	Canada	18.50	5	Larissa Lowing	Canada	18.60	=3
Lisa Read	Australia	18.05	6	Katie Watts	Australia	18.20	=6
Karen Hargate	Great Britain	18.00	7	Alyson Howard	Great Britain	18.20	=6
Iracema Andori	Brazil	17.60	8	Lisa Read	Australia	17.65	8

RESULTS: WAG NATIONAL CLUB COMPETITION 1-2 AUGUST 1986, GEELONG

SESSION A

Club	Total	Place	Club	Total	Place	Club	Total	Place
NW YMCA	102.25	1	AofG	89.80	5	TTGULLEY	27.65	7
EGA	99.60	2	NW YMCA—B	85.15	6	HEATLEY	26.30	8
WYCG	98.05	3	WYCGC	85.10	7			
CHET	97.95	4	GGA	57.90	8			
VPYC	97.20	5	MCHY. BCH	34.05	9			
CCGC	92.55	6	ST. PCYC	30.50	10			
AIS/GC	69.25	7	GLEN. YMCA	29.50	11			
G. YMCA	32.30	8						
HEATLEY	31.00	9						

SESSION B

Club	Total	Place	Club	Total	Place
VPYC	97.50	1	NDGC	97.90	1
EGA	95.50	2	EGA	97.55	2
OLY	94.00	3	VPYC	93.60	3
NW YMCA	90.00	4	OLY	91.00	4
			CHET	86.40	5
			G YMCA	81.40	6

SESSION D

Club	Total	Place
NDGC	383.60	1
BUL AIS	304.60	2
A of G	287.90	3
GGA	251.60	4
AIS/INDIVIDUAL	248.60	5
CHET	229.10	6
NW YMCA	213.60	7
BALL	131.10	8
TTG	121.30	9

THE AUSTRALIAN GYMNAST SUBSCRIPTION FORM

I would like to subscribe to "The Australian Gymnast" and enclose a cheque for \$.....

Cost: \$14.00 —4 issues
Coaches supplement included biannually

NAME:

ADDRESS:

Suburb State Postcode

Subscriptions are for the calendar year—January—December 1986

Individual Copies are \$4.00

Note: Bulk Orders: 20 or more 5% reduction
50 or more 10% reduction
100 or more 20% reduction

Foreign Subscriptions add \$6.00 (to cover postage)

RETURN TO:

"The Australian Gymnast"
P.O. Box 180
Moorabbin, Vic. 3189.
Australia

World Gymnastics Order Form

Please send me your World Gymnastics Magazine for the period of:

(1) one year US\$16—(US\$21—air mail)
(2) two years US\$31—(US\$40—air mail)

I enclose a cheque/money order for the due sum ☐

C./C. 311 Banco di Roma
Filiale di Milano,
Piazza Tommaso, Edison 1, Italy.

NAME:

ADDRESS:

Post Code:

COSTUME AND BALLET CENTRE

613 Wellington Street, Perth. Phone 3216362

Opposite Perth Entertainment Centre

LYCRA LEOTARDS FOR


- GYMNASTICS
- CALISTHENICS
- ACROBATICS
- BALLET
- JAZZ
- BALLROOM PRACTICE

WE SPECIALISE IN

- ALL BALLET REQUIREMENTS
- BALLROOM SHOES
- SEQUINS AND BRAIDS
- FEATHERS AND TRIMMINGS
- ELKSKIN CHAMPS
- PAUL WRIGHT GYM SHOES
- BLOCH GYM SHOES
- BLOCH TRAMPOLINE SHOES

SPORTS CLUBS PLEASE NOTE:—

Club colours available for special designs
Also sports briefs to match.
Plus all standard dance leotards.



Travelodge

SOUTHERN PACIFIC HOTEL CORPORATION

THE BEST SPORTS IN ACCOMMODATION

ACROMAT

Proud Sponsors of the A.I.S. Gymnastics Programme

Australian Institute of Sport



"The Australian Institute of Sport Gymnastics Programme is striving to produce top level international gymnasts. To be the best takes a lot of hard work, dedication and acceptance of nothing short of excellence. The A.I.S. enjoys the association with Acromat as we need to rely on the superior quality and performance of their equipment. I am confident that Acromat's policy of continual improvement and up-to-date designs will ensure that our gymnasts are training on the best equipment available in Australia".

Warwick Jones

**Head Coach
AIS Gymnastics**



NOW AVAILABLE

Air-Board—New Guided Travel System

The Acromat Air-board, now with Torsion Stabilizers ensures you of consistent flight characteristics with every approach. The stabilizing mechanism, an exclusive ACROMAT feature prevents sagging of the board to one side from off centre takeoffs; perfect for round off vaults (Yurchenko vaults).

Features:

- Torsion Stabilizers
- Non-slip, foam padded and carpeted take off surface.

Sprung Vaulting Horse

(soon to be a requirement for International Competition)

An innovative development in vaulting. The ACROMAT Sprung Horse was developed to reduce the amount of joint pressure experienced by gymnasts whilst vaulting. Added benefits of this improvement are greater lift and longer air time for the gymnasts.

Features:

- Reduces impact forces by up to 50%
- Shock absorption characteristics are fully adjustable to suit
- Moisture absorbent—non slip vault covering
- Quick and simple height adjustment
- Non slip, non marking feet

FOR ALL YOUR EQUIPMENT SUPPLIES

*We stock a complete range of spare parts.
All our products are guaranteed for 12 months.*

ACROMAT PTY. LTD.

25 MANCHESTER ST., MILE END SOUTH, SOUTH AUSTRALIA 5031

TELEPHONE: (08) 352 2288

VICTORIAN BRANCH OFFICE: (03) 544 4711

AGENCIES: NSW (02) 661 1672. QLD (07) 351 4532. ACT (062) 51 3414. TAS (003) 31 7863. WA (09) 328 1204